



# RACE WEEKEND

**Silverstone National**

**12th & 13th April 2008**



Results Provided by Timing Solutions Ltd  
[www.tsl-timing.com](http://www.tsl-timing.com)

# MILLSTREET MOTORS FORD SALOON CAR CHAMPIONSHIP

## QUALIFYING RACE 1 - CLASSIFICATION

POS	NO	CL	NAME	ENTRY	TIME	ON	LAPS	GAP	DIFF	MPH
1	28	A4	Malcolm WISE	Ford Escort Cosworth	1:13.750	4	7			80.00
2	36	A4	James TABBERER	Ford Escort Cosworth	1:15.637	6	7	1.887	1.887	78.00
3	11	A4	Peter MAXWELL	Escort Cosworth	1:18.289	6	6	4.539	2.652	75.36
4	87	A2	David MATTHIAS	Ford Escort Cosworth	1:18.314	6	7	4.564	0.025	75.34
5	30	B	Terence CLARK	Ford Fiesta ST150	1:18.843	4	5	5.093	0.529	74.83
6	43	B	Guy ROGERS	Ford Focus	1:19.618	6	7	5.868	0.775	74.10
7	14	B	Piers GRANGE	Ford Escort Mk2	1:19.870	6	6	6.120	0.252	73.87
8	42	A2	Jeff WINDSOR	Ford Sierra Cosworth 2WD	1:20.294	5	7	6.544	0.424	73.48
9	16	C	Rob WELLS	Ford Fiesta Mk2 XR2	1:20.529	6	6	6.779	0.235	73.27
10	13	C	Graham FIELD	Ford Fiesta Mk2	1:20.620	4	5	6.870	0.091	73.18
11	77	C	Darren FLOUNDERS	Ford Fiesta	1:20.833	5	5	7.083	0.213	72.99
12	99	A2	Jon CAUNT	Ford Escort MK1	1:21.760	5	6	8.010	0.927	72.16
13	34	E	Chris BALL	Ford Fiesta XR2	1:22.342	5	6	8.592	0.582	71.65
14	3	E	Brian LONG	Ford Fiesta XR2	1:23.158	6	6	9.408	0.816	70.95
15	90	B	Steven BARDEN	Ford Escort RS Turbo	1:24.281	6	6	10.531	1.123	70.00
16	29	E	Jason HENNEFER	Ford Fiesta XR2	1:24.594	5	6	10.844	0.313	69.74
17	86	A2	Scott MATTHIAS	Ford Sierra Cosworth	1:25.352	5	6	11.602	0.758	69.12
18	50	E	Alan WILLETT	Ford Fiesta XR2i	1:25.642	5	6	11.892	0.290	68.89
19	35	E	Trevor LADD	Ford Fiesta XR2	1:27.730	4	6	13.980	2.088	67.25
20	25	C	Clive ALEXANDER	Ford Fiesta	1:28.826	4	6	15.076	1.096	66.42

Car 77 please check transponder

Weather / Track : Sunny / Damp

These results are provisional until the conclusion of any judicial and technical matters.

Silverstone National  
Circuit Length = 1.6390 miles  
Start: 09:00 End: 09:13

Clerk of Course :		Timekeeper :
-------------------	--	--------------

# MILLSTREET MOTORS FORD SALOON CAR CHAMPIONSHIP

## QUALIFYING RACE 1 - LAP ANALYSIS

<b>3</b>	<b>Brian LONG</b>		Ford Fiesta XR2				
1 -	1:34.519	+ 11.361	9:02:24.787	4 -	1:25.770	+ 2.612	9:06:45.522
2 -	1:29.035	+ 5.877	9:03:53.822	5 -	1:23.626	+ 0.468	9:08:09.148
3 -	1:25.930	+ 2.772	9:05:19.752	6 -	<b>1:23.158</b>		<b>9:09:32.306</b>
<b>11</b>	<b>Peter MAXWELL</b>		Escort Cosworth				
1 -	1:50.157	+ 31.868	9:03:03.487	4 -	1:19.455	+ 1.166	9:07:24.851
2 -	1:31.085	+ 12.796	9:04:34.572	5 -	1:19.326	+ 1.037	9:08:44.177
3 -	1:30.824	+ 12.535	9:06:05.396	6 -	<b>1:18.289</b>		<b>9:10:02.466</b>
<b>13</b>	<b>Graham FIELD</b>		Ford Fiesta Mk2				
1 -	1:38.883	+ 18.263	9:03:25.482	4 -	<b>1:20.620</b>		<b>9:07:38.744</b>
2 -	1:26.069	+ 5.449	9:04:51.551	5 -	1:43.158 P	+ 22.538	9:09:21.902
3 -	1:26.573	+ 5.953	9:06:18.124				
<b>14</b>	<b>Piers GRANGE</b>		Ford Escort Mk2				
1 -	1:35.274	+ 15.404	9:02:44.683	4 -	1:23.360	+ 3.490	9:07:04.978
2 -	1:28.756	+ 8.886	9:04:13.439	5 -	1:20.830	+ 0.960	9:08:25.808
3 -	1:28.179	+ 8.309	9:05:41.618	6 -	<b>1:19.870</b>		<b>9:09:45.678</b>
<b>16</b>	<b>Rob WELLS</b>		Ford Fiesta Mk2 XR2				
1 -	1:33.920	+ 13.391	9:02:58.738	4 -	1:22.203	+ 1.674	9:07:19.048
2 -	1:29.676	+ 9.147	9:04:28.414	5 -	1:21.555	+ 1.026	9:08:40.603
3 -	1:28.431	+ 7.902	9:05:56.845	6 -	<b>1:20.529</b>		<b>9:10:01.132</b>
<b>25</b>	<b>Clive ALEXANDER</b>		Ford Fiesta				
1 -	1:34.799	+ 5.973	9:02:40.755	4 -	<b>1:28.826</b>		<b>9:07:17.462</b>
2 -	1:31.814	+ 2.988	9:04:12.569	5 -	1:29.769	+ 0.943	9:08:47.231
3 -	1:36.067	+ 7.241	9:05:48.636	6 -	1:35.037	+ 6.211	9:10:22.268
<b>28</b>	<b>Malcolm WISE</b>		Ford Escort Cosworth				
1 -	1:34.868	+ 21.118	9:02:54.528	5 -	1:14.284	+ 0.534	9:08:05.320
2 -	1:21.926	+ 8.176	9:04:16.454	6 -	1:15.023	+ 1.273	9:09:20.343
3 -	1:20.832	+ 7.082	9:05:37.286	7 -	1:17.043	+ 3.293	9:10:37.386
4 -	<b>1:13.750</b>		<b>9:06:51.036</b>				
<b>29</b>	<b>Jason HENNEFER</b>		Ford Fiesta XR2				
1 -	1:36.247	+ 11.653	9:02:28.790	4 -	1:26.208	+ 1.614	9:07:00.906
2 -	1:30.475	+ 5.881	9:03:59.265	5 -	<b>1:24.594</b>		<b>9:08:25.500</b>
3 -	1:35.433	+ 10.839	9:05:34.698	6 -	1:24.645	+ 0.051	9:09:50.145
<b>30</b>	<b>Terence CLARK</b>		Ford Fiesta ST150				
1 -	1:31.287	+ 12.444	9:02:39.640	4 -	<b>1:18.843</b>		<b>9:06:43.148</b>
2 -	1:23.608	+ 4.765	9:04:03.248	5 -	1:19.032	+ 0.189	9:08:02.180
3 -	1:21.057	+ 2.214	9:05:24.305				
<b>34</b>	<b>Chris BALL</b>		Ford Fiesta XR2				
1 -	1:38.109	+ 15.767	9:02:54.991	4 -	1:22.434	+ 0.092	9:07:10.420
2 -	1:27.745	+ 5.403	9:04:22.736	5 -	<b>1:22.342</b>		<b>9:08:32.762</b>
3 -	1:25.250	+ 2.908	9:05:47.986	6 -	1:22.951	+ 0.609	9:09:55.713
<b>35</b>	<b>Trevor LADD</b>		Ford Fiesta XR2				
1 -	1:35.150	+ 7.420	9:02:38.420	4 -	<b>1:27.730</b>		<b>9:07:45.332</b>
2 -	1:33.452	+ 5.722	9:04:11.872	5 -	1:27.824	+ 0.094	9:09:13.156
3 -	2:05.730	+ 38.000	9:06:17.602	6 -	1:30.121	+ 2.391	9:10:43.277
<b>36</b>	<b>James TABBERER</b>		Ford Escort Cosworth				
1 -	1:37.210	+ 21.573	9:02:55.306	5 -	1:16.412	+ 0.775	9:08:13.190
2 -	1:20.148	+ 4.511	9:04:15.454	6 -	<b>1:15.637</b>		<b>9:09:28.827</b>
3 -	1:25.162	+ 9.525	9:05:40.616	7 -	1:16.770	+ 1.133	9:10:45.597
4 -	1:16.162	+ 0.525	9:06:56.778				

Silverstone National  
Circuit Length = 1.6390 miles  
Start: 09:00 End: 09:13

Weather / Track : Sunny / Damp


# MILLSTREET MOTORS FORD SALOON CAR CHAMPIONSHIP

## QUALIFYING RACE 1 - LAP ANALYSIS

<b>42</b>	<b>Jeff WINDSOR</b>		Ford Sierra Cosworth 2WD			
1 -	1:30.002	+ 9.708	9:02:32.036	5 -	<b>1:20.294</b>	<b>9:08:01.327</b>
2 -	1:26.145	+ 5.851	9:03:58.181	6 -	1:21.163	+ 0.869
3 -	1:22.154	+ 1.860	9:05:20.335	7 -	1:22.273	+ 1.979
4 -	1:20.698	+ 0.404	9:06:41.033			9:10:44.763
<b>43</b>	<b>Guy ROGERS</b>		Ford Focus			
1 -	1:31.910	+ 12.292	9:02:25.367	5 -	1:20.740	+ 1.122
2 -	1:25.307	+ 5.689	9:03:50.674	6 -	<b>1:19.618</b>	<b>9:09:17.390</b>
3 -	1:23.918	+ 4.300	9:05:14.592	7 -	1:21.498	+ 1.880
4 -	1:22.440	+ 2.822	9:06:37.032			9:10:38.888
<b>50</b>	<b>Alan WILLETT</b>		Ford Fiesta XR2i			
1 -	1:35.772	+ 10.130	9:02:43.114	4 -	1:26.956	+ 1.314
2 -	1:30.988	+ 5.346	9:04:14.102	5 -	<b>1:25.642</b>	<b>9:08:37.172</b>
3 -	1:30.472	+ 4.830	9:05:44.574	6 -	1:26.419	+ 0.777
						9:10:03.591
<b>77</b>	<b>Darren FLOUNDERS</b>		Ford Fiesta			
1 -	1:36.325	+ 15.492	9:02:50.220	4 -	1:20.847	+ 0.014
2 -	1:38.429	+ 17.596	9:04:28.649	5 -	<b>1:20.833</b>	<b>9:08:34.205</b>
3 -	1:23.876	+ 3.043	9:05:52.525			
<b>86</b>	<b>Scott MATTHIAS</b>		Ford Sierra Cosworth			
1 -	1:35.674	+ 10.322	9:02:37.608	4 -	1:27.760	+ 2.408
2 -	1:32.785	+ 7.433	9:04:10.393	5 -	<b>1:25.352</b>	<b>9:08:33.431</b>
3 -	1:29.926	+ 4.574	9:05:40.319	6 -	1:26.237	+ 0.885
						9:09:59.668
<b>87</b>	<b>David MATTHIAS</b>		Ford Escort Cosworth			
1 -	1:32.920	+ 14.606	9:02:30.405	5 -	1:19.230	+ 0.916
2 -	1:26.256	+ 7.942	9:03:56.661	6 -	<b>1:18.314</b>	<b>9:09:15.724</b>
3 -	1:21.009	+ 2.695	9:05:17.670	7 -	1:19.302	+ 0.988
4 -	1:20.510	+ 2.196	9:06:38.180			9:10:35.026
<b>90</b>	<b>Steven BARDEN</b>		Ford Escort RS Turbo			
1 -	1:33.692	+ 9.411	9:02:29.102	4 -	1:27.320	+ 3.039
2 -	1:25.975	+ 1.694	9:03:55.077	5 -	1:25.753	+ 1.472
3 -	1:25.855	+ 1.574	9:05:20.932	6 -	<b>1:24.281</b>	<b>9:09:38.286</b>
<b>99</b>	<b>Jon CAUNT</b>		Ford Escort MK1			
1 -	1:40.287	+ 18.527	9:02:56.137	4 -	1:23.199	+ 1.439
2 -	1:28.367	+ 6.607	9:04:24.504	5 -	<b>1:21.760</b>	<b>9:08:34.415</b>
3 -	1:24.952	+ 3.192	9:05:49.456	6 -	1:23.357	+ 1.597
						9:09:57.772

# MILLSTREET MOTORS FORD SALOON CAR CHAMPIONSHIP

## RACE 1 - GRID

ROW 10	1:27.730 35 Trevor LADD	1:28.826 25 Clive ALEXANDER
ROW 9	1:25.352 86 Scott MATTHIAS	1:25.642 50 Alan WILLETT
ROW 8	1:24.281 90 Steven BARDEN	1:24.594 29 Jason HENNEFER
ROW 7	1:22.342 34 Chris BALL	1:23.158 3 Brian LONG
ROW 6	1:20.833 77 Darren FLOUNDERS	1:21.760 99 Jon CAUNT
ROW 5	1:20.529 16 Rob WELLS	1:20.620 13 Graham FIELD
ROW 4	1:19.870 14 Piers GRANGE	1:20.294 42 Jeff WINDSOR
ROW 3	1:18.843 30 Terence CLARK	1:19.618 43 Guy ROGERS
ROW 2	1:18.289 11 Peter MAXWELL	1:18.314 87 David MATTHIAS
ROW 1	1:13.750 28 Malcolm WISE	1:15.637 36 James TABBERER
<b>Pole</b>		
		

Silverstone National  
Circuit Length = 1.6390 miles

**These results are provisional until the conclusion of any judicial and technical matters.**

Clerk of Course :		Timekeeper :
-------------------	--	--------------

# MILLSTREET MOTORS FORD SALOON CAR CHAMPIONSHIP

## RACE 1 - CLASSIFICATION

POS	NO	CL	NAME	ENTRY	LAPS	TIME	GAP	DIFF	MPH	BEST	ON
1	87	A2	David MATTHIAS	Ford Escort Cosworth	18	20:14.464			87.45	1:06.097	2
2	28	A4	Malcolm WISE	Ford Escort Cosworth	18	20:30.519	16.055	16.055	86.31	1:06.718	2
3	36	A4	James TABBERER	Ford Escort Cosworth	18	20:39.685	25.221	9.166	85.67	1:07.209	10
4	42	A2	Jeff WINDSOR	Ford Sierra Cosworth 2WD	18	21:18.702	1:04.238	39.017	83.05	1:07.769	2
5	99	A2	Jon CAUNT	Ford Escort MK1	18	21:23.562	1:09.098	4.860	82.74	1:10.065	10
6	11	A4	Peter MAXWELL	Escort Cosworth	17	20:23.651	1 lap	1 lap	81.97	1:08.345	3
7	43	B	Guy ROGERS	Ford Focus	17	20:29.402	1 lap	5.751	81.58	1:10.874	7
8	77	C	Darren FLOUNDERS	Ford Fiesta	17	20:34.269	1 lap	4.867	81.26	1:10.228	2
9	86	A2	Scott MATTHIAS	Ford Sierra Cosworth	17	20:34.718	1 lap	0.449	81.23	1:11.009	9
10	16	C	Rob WELLS	Ford Fiesta Mk2 XR2	17	20:44.961	1 lap	10.243	80.56	1:12.108	9
11	13	C	Graham FIELD	Ford Fiesta Mk2	17	20:46.796	1 lap	1.835	80.45	1:11.888	8
12	90	B	Steven BARDEN	Ford Escort RS Turbo	16	20:25.862	2 laps	1 lap	77.01	1:12.504	4
13	3	E	Brian LONG	Ford Fiesta XR2	16	20:33.690	2 laps	7.828	76.52	1:15.941	6
14	29	E	Jason HENNEFER	Ford Fiesta XR2	16	20:34.807	2 laps	1.117	76.45	1:15.824	12
15	35	E	Trevor LADD	Ford Fiesta XR2	16	20:58.292	2 laps	23.485	75.02	1:17.302	5
16	50	E	Alan WILLETT	Ford Fiesta XR2i	16	21:10.721	2 laps	12.429	74.29	1:17.478	5
17	25	C	Clive ALEXANDER	Ford Fiesta	16	22:11.549	2 laps	1:00.828	70.89	1:18.510	11

### NOT CLASSIFIED

DNF	34	E	Chris BALL	Ford Fiesta XR2	11	13:58.584	7 laps	5 laps	77.39	1:14.615	3
DNF	14	B	Piers GRANGE	Ford Escort Mk2	8	9:35.167	10 laps	3 laps	82.06	1:08.545	6

### FASTEST LAP

34	E	Chris BALL	Ford Fiesta XR2	3	1:14.615	79.07 mph	127.26 kph
77	C	Darren FLOUNDERS	Ford Fiesta	2	1:10.228	84.01 mph	135.21 kph
14	B	Piers GRANGE	Ford Escort Mk2	6	1:08.545	86.08 mph	138.53 kph
28	A4	Malcolm WISE	Ford Escort Cosworth	2	1:06.718	88.43 mph	142.32 kph
87	A2	David MATTHIAS	Ford Escort Cosworth	2	1:06.097	89.26 mph	143.66 kph

CAR 77 TRANSPONDER NOT WORKING

Silverstone National  
Circuit Length = 1.6390 miles  
Start: 13:19 End: 13:41

These results are provisional until the conclusion of any judicial and technical matters.

Clerk of Course :	Timekeeper :
-------------------	--------------

**MILLSTREET MOTORS FORD SALOON CAR CHAMPIONSHIP**  
**RACE 1 - LAP CHART**

Lap 1			Lap 2			Lap 3			Lap 4			Lap 5		
No	Behind	Laptime	No	Behind	Laptime	No	Behind	Laptime	No	Behind	Laptime	No	Behind	Laptime
87		1:10.106	87		1:06.097	87		1:06.251	87		1:06.302	87		1:06.325
36	1.103	1:12.416	28	2.906	1:06.718	28	5.537	1:08.882	28	6.137	1:06.902	28	7.327	1:07.515
28	2.285	1:14.078	36	3.820	1:08.814	36	5.771	1:08.202	36	7.352	1:07.883	36	9.218	1:08.191
42	2.591	1:11.117	42	4.263	1:07.769	42	6.825	1:08.813	42	10.004	1:09.481	42	13.735	1:10.056
14	2.864	1:13.077	14	5.805	1:09.038	11	9.130	1:08.345	14	13.535	1:10.046	14	16.373	1:09.163
11	4.412	1:14.330	11	7.036	1:08.721	14	9.791	1:10.237	11	16.374	1:13.546	11	20.088	1:10.039
43	4.864	1:14.298	43	10.213	1:11.446	43	15.608	1:11.646	43	21.391	1:12.085	99	27.312	1:10.962
99	6.181	1:14.752	99	11.421	1:11.337	99	16.667	1:11.497	99	22.675	1:12.310	43	28.310	1:13.244
77	7.927	1:16.499	77	12.058	1:10.228	77	18.010	1:12.203	77	24.107	1:12.399	77	30.014	1:12.232
13	8.260	1:16.998	13	16.011	1:13.848	86	23.352	1:13.216	86	30.125	1:13.075	86	36.119	1:12.319
86	9.208	1:16.443	86	16.387	1:13.276	13	24.472	1:14.712	13	31.938	1:13.768	13	38.661	1:13.048
34	11.338	1:18.845	16	20.096	1:13.076	16	26.479	1:12.634	16	32.393	1:12.216	16	39.091	1:13.023
90	12.531	1:19.427	34	20.103	1:14.862	90	28.200	1:13.757	90	34.402	1:12.504	90	41.601	1:13.524
3	12.768	1:20.136	90	20.694	1:14.260	34	28.467	1:14.615	34	36.993	1:14.828	34	45.594	1:14.926
16	13.117	1:18.670	3	23.222	1:16.551	3	33.370	1:16.399	3	43.927	1:16.859	3	54.028	1:16.426
29	13.316	1:20.871	29	24.035	1:16.816	29	34.124	1:16.340	29	44.834	1:17.012	29	54.822	1:16.313
50	14.988	1:21.976	50	26.614	1:17.723	35	39.052	1:17.971	35	50.564	1:17.814	35	1:01.541	1:17.302
35	15.409	1:21.288	35	27.332	1:18.020	50	39.241	1:18.878	50	50.934	1:17.995	50	1:02.087	1:17.478
25	16.697	1:22.315	25	30.199	1:19.599	25	43.148	1:19.200	25	56.809	1:19.963			

# MILLSTREET MOTORS FORD SALOON CAR CHAMPIONSHIP

## RACE 1 - LAP CHART

Lap 6			Lap 7			Lap 8			Lap 9			Lap 10		
No	Behind	Laptime	No	Behind	Laptime	No	Behind	Laptime	No	Behind	Laptime	No	Behind	Laptime
87		1:06.348	87		1:06.764	87		1:07.025	87		1:07.785	87		1:07.794
25	1 LAP	1:21.723	35	1 LAP	1:17.556	3	1 LAP	1:16.454	34	1 LAP	1:15.137	90	1 LAP	1:14.905
28	8.860	1:07.881	50	1 LAP	1:18.934	29	1 LAP	1:16.058	28	10.526	1:08.366	34	1 LAP	1:15.038
36	10.536	1:07.666	28	9.426	1:07.330	28	9.945	1:07.544	36	12.776	1:07.609	28	10.273	1:07.541
42	17.262	1:09.875	36	11.606	1:07.834	36	12.952	1:08.371	3	1 LAP	1:16.909	36	12.191	1:07.209
14	18.570	1:08.545	42	21.426	1:10.928	35	1 LAP	1:17.765	29	1 LAP	1:16.623	3	1 LAP	1:15.983
11	22.541	1:08.801	25	1 LAP	1:22.967	50	1 LAP	1:19.399	35	1 LAP	1:17.529	29	1 LAP	1:16.223
99	31.337	1:10.373	14	22.221	1:10.415	42	25.984	1:11.583	42	28.113	1:09.914	11	31.330	1:10.267
43	33.108	1:11.146	11	24.924	1:09.147	11	27.334	1:09.435	11	28.857	1:09.308	42	32.773	1:12.454
77	35.544	1:11.878	99	35.791	1:11.218	25	1 LAP	1:20.497	50	1 LAP	1:19.101	35	1 LAP	1:18.240
86	41.634	1:11.863	43	37.218	1:10.874	14	37.406	1:22.210	99	42.540	1:10.611	50	1 LAP	1:18.592
13	45.076	1:12.763	77	40.916	1:12.136	99	39.714	1:10.948	43	45.264	1:11.803	99	44.811	1:10.065
16	45.425	1:12.682	86	46.357	1:11.487	43	41.246	1:11.053	25	1 LAP	1:19.872	43	49.038	1:11.568
90	49.338	1:14.085	13	50.510	1:12.198	77	45.950	1:12.059	77	49.840	1:11.675	77	54.168	1:12.122
34	54.365	1:15.119	16	50.776	1:12.115	86	51.150	1:11.818	86	54.374	1:11.009	86	58.545	1:11.965
3	1:03.621	1:15.941	90	57.123	1:14.549	13	55.373	1:11.888	13	59.746	1:12.158	25	1 LAP	1:19.314
29	1:04.656	1:16.182	34	1:02.686	1:15.085	16	55.934	1:12.183	16	1:00.257	1:12.108	13	1:04.290	1:12.338
						90	1:05.465	1:15.367				16	1:05.055	1:12.592

Silverstone National  
 Circuit Length = 1.6390 miles  
 Start: 13:19 End: 13:41




**MILLSTREET MOTORS FORD SALOON CAR CHAMPIONSHIP**  
**RACE 1 - LAP CHART**

Lap 11			Lap 12			Lap 13			Lap 14			Lap 15		
No	Behind	Laptime	No	Behind	Laptime	No	Behind	Laptime	No	Behind	Laptime	No	Behind	Laptime
87		1:07.422	87		1:07.027	87		1:06.560	87		1:07.512	87		1:07.780
28	10.406	1:07.555	13	1 LAP	1:13.177	50	2 LAPS	1:19.491	35	2 LAPS	1:18.463	43	1 LAP	1:13.500
36	13.639	1:08.870	16	1 LAP	1:12.923	86	1 LAP	1:12.086	77	1 LAP	1:12.498	77	1 LAP	1:12.203
90	1 LAP	1:18.742	25	2 LAPS	1:19.300	13	1 LAP	1:12.360	86	1 LAP	1:11.575	86	1 LAP	1:11.536
34	1 LAP	1:15.670	28	10.930	1:07.551	16	1 LAP	1:12.327	50	2 LAPS	1:19.409	35	2 LAPS	1:17.655
3	1 LAP	1:17.365	36	18.038	1:11.426	28	12.663	1:08.293	16	1 LAP	1:12.265	28	14.081	1:07.559
29	1 LAP	1:16.923	90	1 LAP	1:21.213	25	2 LAPS	1:18.510	13	1 LAP	1:12.988	16	1 LAP	1:12.165
11	34.812	1:10.904	34	1 LAP	1:19.317	36	20.007	1:08.529	28	14.302	1:09.151	13	1 LAP	1:12.956
42	38.238	1:12.887	11	39.749	1:11.964	90	1 LAP	1:15.766	36	21.791	1:09.296	36	21.813	1:07.802
35	1 LAP	1:18.476	42	42.337	1:11.126	11	44.590	1:11.401	25	2 LAPS	1:21.628	50	2 LAPS	1:19.534
99	48.182	1:10.793	3	1 LAP	1:17.026	42	46.726	1:10.949	90	1 LAP	1:15.554	25	2 LAPS	1:23.097
43	54.243	1:12.627	29	1 LAP	1:18.021	3	1 LAP	1:15.994	11	50.055	1:12.977	42	53.372	1:10.900
50	1 LAP	1:20.618	99	51.875	1:10.720	29	1 LAP	1:15.824	42	50.252	1:11.038	11	57.223	1:14.948
77	59.546	1:12.800	35	1 LAP	1:18.121	99	55.456	1:10.141	99	58.525	1:10.581	90	1 LAP	1:18.197
86	1:03.542	1:12.419	43	59.292	1:12.076	43	1:05.235	1:12.503	3	1 LAP	1:15.983	99	1:01.352	1:10.607
			77	1:05.325	1:12.806				29	1 LAP	1:16.429			

**MILLSTREET MOTORS FORD SALOON CAR CHAMPIONSHIP  
RACE 1 - LAP CHART**

Lap 16			Lap 17			Lap 18		
No	Behind	Laptime	No	Behind	Laptime	No	Behind	Laptime
87		1:08.413	87		1:08.637	87		1:07.773
3	2 LAPS	1:17.098	43	1 LAP	1:11.676	11	1 LAP	1:21.399
29	2 LAPS	1:16.152	3	2 LAPS	1:16.654	90	2 LAPS	1:19.195
43	1 LAP	1:12.094	29	2 LAPS	1:17.539	43	1 LAP	1:12.548
77	1 LAP	1:12.412	28	14.216	1:09.199	28	16.055	1:09.612
86	1 LAP	1:11.173	77	1 LAP	1:12.385	3	2 LAPS	1:16.631
28	13.654	1:07.986	86	1 LAP	1:12.465	77	1 LAP	1:11.657
16	1 LAP	1:12.184	36	23.900	1:08.768	86	1 LAP	1:11.579
35	2 LAPS	1:18.268	16	1 LAP	1:12.128	29	2 LAPS	1:16.387
13	1 LAP	1:12.422	13	1 LAP	1:12.958	36	25.221	1:09.094
36	23.769	1:10.369	35	2 LAPS	1:18.608	16	1 LAP	1:12.574
50	2 LAPS	1:18.625	50	2 LAPS	1:18.793	13	1 LAP	1:12.305
42	56.255	1:11.296	42	58.790	1:11.172	35	2 LAPS	1:18.446
25	2 LAPS	1:19.996	99	1:06.507	1:10.743	50	2 LAPS	1:18.514
11	1:04.198	1:15.388	25	2 LAPS	1:19.309	42	1:04.238	1:13.221
99	1:04.401	1:11.462				99	1:09.098	1:10.364
90	1 LAP	1:19.064				25	2 LAPS	1:57.228

**MILLSTREET MOTORS FORD SALOON CAR CHAMPIONSHIP  
RACE 8 - GRID - AMENDED**

ROW 9	25 Clive ALEXANDER	17 Oliver ALLEN
ROW 8	35 Trevor LADD	50 Alan WILLETT
ROW 7	3 Brian LONG	29 Jason HENNEFER
ROW 6	13 Graham FIELD	90 Steven BARDEN
ROW 5	86 Scott MATTHIAS	16 Rob WELLS
ROW 4	43 Guy ROGERS	77 Darren FLOUNDERS
ROW 3	99 Jon CAUNT	11 Peter MAXWELL
ROW 2	36 James TABBERER	42 Jeff WINDSOR
ROW 1	87 David MATTHIAS	28 Malcolm WISE
<b>Pole</b>		
		

Silverstone National  
Circuit Length = 1.6390 miles

**These results are provisional until the conclusion of any judicial and technical matters.**

Clerk of Course :		Timekeeper :

# MILLSTREET MOTORS FORD SALOON CAR CHAMPIONSHIP

## RACE 8 - CLASSIFICATION

POS	NO	CL	NAME	ENTRY	LAPS	TIME	GAP	DIFF	MPH	BEST	ON
1	28	A4	Malcolm WISE	Ford Escort Cosworth	18	20:32.021			86.20	1:05.603	6
2	11	A4	Peter MAXWELL	Escort Cosworth	18	20:48.581	16.560	16.560	85.06	1:07.678	12
3	14	B	Piers GRANGE	Ford Escort Mk2	18	20:49.556	17.535	0.975	84.99	1:07.455	15
4	36	A4	James TABBERER	Ford Escort Cosworth	18	20:50.600	18.579	1.044	84.92	1:07.523	12
5	86	A2	Scott MATTHIAS	Ford Sierra Cosworth	18	21:02.944	30.923	12.344	84.09	1:08.066	14
6	90	B	Steven BARDEN	Ford Escort RS Turbo	18	21:19.161	47.140	16.217	83.02	1:08.773	10
7	43	B	Guy ROGERS	Ford Focus	18	21:21.023	49.002	1.862	82.90	1:09.878	13
8	77	C	Darren FLOUNDERS	Ford Fiesta	18	21:46.892	1:14.871	25.869	81.26	1:05.569	12
9	16	C	Rob WELLS	Ford Fiesta Mk2 XR2	17	20:34.568	1 lap	1 lap	81.24	1:10.859	12
10	99	A2	Jon CAUNT	Ford Escort Mk1	17	20:42.693	1 lap	8.125	80.71	1:09.944	4
11	13	C	Graham FIELD	Ford Fiesta Mk2	17	20:47.297	1 lap	4.604	80.41	1:11.547	8
12	87	A2	David MATTHIAS	Ford Escort Cosworth	17	21:01.575	1 lap	14.278	79.50	1:05.263	7
13	34	E	Chris BALL	Ford Fiesta XR2	17	21:27.330	1 lap	25.755	77.91	1:14.210	4
14	3	E	Brian LONG	Ford Fiesta XR2	17	21:44.051	1 lap	16.721	76.91	1:15.094	14
15	25	C	Clive ALEXANDER	Ford Fiesta	16	20:50.083	2 laps	1 lap	75.51	1:16.601	3
16	35	E	Trevor LADD	Ford Fiesta XR2	16	20:51.012	2 laps	0.929	75.46	1:16.423	8
17	50	E	Alan WILLETT	Ford Fiesta XR2i	16	20:57.229	2 laps	6.217	75.09	1:16.656	14

### NOT CLASSIFIED

DNF	17	C	Oliver ALLEN	Ford Fiesta	2	3:01.962	16 laps	14 laps	64.85	1:13.970	1
-----	----	---	--------------	-------------	---	----------	---------	---------	-------	----------	---

### FASTEST LAP

34	E	Chris BALL	Ford Fiesta XR2	4	1:14.210	79.50 mph	127.95 kph
87	A2	David MATTHIAS	Ford Escort Cosworth	7	1:05.263	90.40 mph	145.49 kph
14	B	Piers GRANGE	Ford Escort Mk2	15	1:07.455	87.47 mph	140.77 kph
77	C	Darren FLOUNDERS	Ford Fiesta	12	1:05.569	89.98 mph	144.82 kph
28	A4	Malcolm WISE	Ford Escort Cosworth	6	1:05.603	89.94 mph	144.74 kph

Weather / Track : Cloudy / Dry

These results are provisional until the conclusion of any judicial and technical matters.

Silverstone National  
Circuit Length = 1.6390 miles  
Start: 12:04 End: 12:26

Clerk of Course :	Timekeeper :
-------------------	--------------

**MILLSTREET MOTORS FORD SALOON CAR CHAMPIONSHIP**  
**RACE 8 - LAP CHART**

Lap 1			Lap 2			Lap 3			Lap 4			Lap 5		
No	Behind	Laptime	No	Behind	Laptime	No	Behind	Laptime	No	Behind	Laptime	No	Behind	Laptime
28		1:10.845	28		1:06.592	28		1:06.893	87		1:06.510	87		1:05.729
87	1.569	1:11.419	87	0.875	1:05.898	87	0.111	1:06.129	28	0.631	1:07.252	28	0.937	1:06.035
36	2.572	1:12.534	36	4.236	1:08.256	11	12.847	1:12.104	11	14.995	1:08.769	11	17.966	1:08.700
43	4.602	1:13.774	11	7.636	1:08.643	43	13.384	1:11.403	14	16.480	1:09.348	14	19.083	1:08.332
11	5.585	1:14.032	43	8.874	1:10.864	14	13.753	1:10.510	43	17.449	1:10.686	86	21.617	1:09.250
86	6.708	1:14.919	86	9.645	1:09.529	86	14.922	1:12.170	86	18.096	1:09.795	43	22.377	1:10.657
99	7.006	1:15.775	14	10.136	1:09.512	99	15.783	1:11.198	99	19.106	1:09.944	36	22.645	1:09.220
14	7.216	1:14.481	99	11.478	1:11.064	77	16.240	1:11.195	36	19.154	1:09.417	99	24.011	1:10.634
77	7.544	1:16.312	77	11.938	1:10.986	36	16.358	1:19.015	77	21.311	1:11.692	77	26.025	1:10.443
17	8.418	1:13.970	90	15.858	1:12.709	90	20.342	1:11.377	90	24.774	1:11.053	90	29.435	1:10.390
90	9.741	1:16.725	13	18.370	1:12.451	13	23.636	1:12.159	13	29.683	1:12.668	16	35.949	1:11.733
34	12.298	1:18.408	34	20.670	1:14.964	16	25.471	1:11.324	16	29.945	1:11.095	13	36.464	1:12.510
13	12.511	1:20.803	16	21.040	1:11.750	34	28.293	1:14.516	34	35.882	1:14.210	34	45.118	1:14.965
3	13.537	1:20.717	3	22.454	1:15.509	3	31.762	1:16.201	3	41.737	1:16.596	3	52.754	1:16.746
25	14.828	1:20.701	25	25.754	1:17.518	25	35.462	1:16.601	25	45.544	1:16.703	25	56.520	1:16.705
16	15.882	1:23.993	50	26.734	1:17.403	50	36.730	1:16.889	50	47.013	1:16.904	50	58.248	1:16.964
50	15.923	1:22.399	35	27.325	1:17.235	35	37.701	1:17.269	35	47.749	1:16.669	35	58.836	1:16.816
35	16.682	1:22.955	17	38.984	1:37.158									

**MILLSTREET MOTORS FORD SALOON CAR CHAMPIONSHIP**  
**RACE 8 - LAP CHART**

Lap 6			Lap 7			Lap 8			Lap 9			Lap 10		
No	Behind	Laptime	No	Behind	Laptime	No	Behind	Laptime	No	Behind	Laptime	No	Behind	Laptime
87		1:05.449	87		1:05.263	87		1:05.658	28		1:07.864	28		1:07.720
28	1.091	1:05.603	28	1.978	1:06.150	28	2.293	1:05.973	87	2.555	1:12.712	87	8.842	1:14.007
11	21.791	1:09.274	25	1 LAP	1:17.425	3	1 LAP	1:16.494	34	1 LAP	1:15.936	34	1 LAP	1:14.826
14	22.061	1:08.427	35	1 LAP	1:17.913	25	1 LAP	1:17.486	3	1 LAP	1:16.012	3	1 LAP	1:16.005
86	24.811	1:08.643	50	1 LAP	1:21.882	35	1 LAP	1:16.807	25	1 LAP	1:16.852	11	27.604	1:08.205
36	25.331	1:08.135	11	25.380	1:08.852	50	1 LAP	1:17.491	35	1 LAP	1:16.423	14	28.101	1:08.357
43	27.665	1:10.737	14	25.606	1:08.808	11	28.954	1:09.232	11	27.119	1:08.322	36	30.682	1:08.023
99	30.646	1:12.084	86	28.971	1:09.423	14	29.229	1:09.281	14	27.464	1:08.392	25	1 LAP	1:16.922
77	31.105	1:10.529	36	29.123	1:09.055	36	32.456	1:08.991	50	1 LAP	1:18.998	35	1 LAP	1:17.726
90	33.764	1:09.778	43	33.129	1:10.727	86	34.096	1:10.783	36	30.379	1:08.080	86	34.232	1:09.028
16	41.638	1:11.138	99	36.940	1:11.557	43	38.309	1:10.838	86	32.924	1:08.985	50	1 LAP	1:17.924
13	42.649	1:11.634	77	37.202	1:11.360	99	42.410	1:11.128	43	39.192	1:11.040	43	42.227	1:10.755
34	54.800	1:15.131	90	38.378	1:09.877	90	43.013	1:10.293	90	42.458	1:09.602	90	43.511	1:08.773
3	1:03.459	1:16.154	16	47.472	1:11.097	77	43.683	1:12.139	99	42.868	1:10.615	99	45.920	1:10.772
			13	49.216	1:11.830	16	52.995	1:11.181	77	43.922	1:10.396	77	46.848	1:10.646
			34	1:04.351	1:14.814	13	55.105	1:11.547	16	54.214	1:11.376	16	57.564	1:11.070
									13	57.324	1:12.376	13	1:01.436	1:11.832

**MILLSTREET MOTORS FORD SALOON CAR CHAMPIONSHIP**  
**RACE 8 - LAP CHART**

Lap 11			Lap 12			Lap 13			Lap 14			Lap 15		
No	Behind	Laptime	No	Behind	Laptime	No	Behind	Laptime	No	Behind	Laptime	No	Behind	Laptime
28		1:09.334	28		1:09.069	28		1:08.945	28		1:09.124	28		1:10.799
34	1 LAP	1:15.251	34	1 LAP	1:14.573	11	23.680	1:07.696	13	1 LAP	1:13.681	99	1 LAP	1:18.436
87	21.041	1:21.533	11	24.929	1:07.678	14	25.471	1:08.288	11	22.824	1:08.268	50	2 LAPS	1:17.041
11	26.320	1:08.050	14	26.128	1:08.325	36	26.860	1:07.705	14	24.211	1:07.864	13	1 LAP	1:12.434
14	26.872	1:08.105	36	28.100	1:07.523	34	1 LAP	1:14.939	36	25.321	1:07.585	11	20.139	1:08.114
36	29.646	1:08.298	86	33.873	1:08.689	86	33.155	1:08.227	86	32.097	1:08.066	14	20.867	1:07.455
3	1 LAP	1:15.816	87	33.995	1:22.023	3	1 LAP	1:15.850	34	1 LAP	1:14.693	36	22.631	1:08.109
86	34.253	1:09.355	3	1 LAP	1:15.768	90	44.346	1:09.095	90	44.869	1:09.647	86	30.108	1:08.810
25	1 LAP	1:16.913	90	44.196	1:09.500	87	45.887	1:20.837	43	47.101	1:10.165	34	1 LAP	1:14.562
35	1 LAP	1:17.594	43	45.127	1:10.907	43	46.060	1:09.878	3	1 LAP	1:15.283	90	44.048	1:09.978
43	43.289	1:10.396	77	45.128	1:05.569	77	53.315	1:17.132	77	57.400	1:13.209	43	46.759	1:10.457
90	43.765	1:09.588	25	1 LAP	1:17.797	25	1 LAP	1:17.080	87	57.822	1:21.059	3	1 LAP	1:15.094
99	48.594	1:12.008	35	1 LAP	1:18.141	35	1 LAP	1:17.067	25	1 LAP	1:17.283	77	1:00.229	1:13.628
50	1 LAP	1:17.657	99	54.053	1:14.528	99	1:02.545	1:17.437	16	1:06.365	1:11.739	16	1:06.874	1:11.308
77	48.628	1:11.114	50	1 LAP	1:17.409	16	1:03.750	1:11.453	35	1 LAP	1:17.352	87	1:08.782	1:21.759
16	59.452	1:11.222	16	1:01.242	1:10.859	50	1 LAP	1:17.518						
13	1:04.071	1:11.969	13	1:07.353	1:12.351									

**MILLSTREET MOTORS FORD SALOON CAR CHAMPIONSHIP  
RACE 8 - LAP CHART**

Lap 16			Lap 17			Lap 18		
No	Behind	Laptime	No	Behind	Laptime	No	Behind	Laptime
28		1:09.218	28		1:09.485	28		1:09.579
25	2 LAPS	1:17.478	99	1 LAP	1:11.642	16	1 LAP	1:12.393
35	2 LAPS	1:16.921	25	2 LAPS	1:18.388	99	1 LAP	1:12.578
99	1 LAP	1:13.676	35	2 LAPS	1:16.850	13	1 LAP	1:13.428
13	1 LAP	1:12.076	13	1 LAP	1:13.454	11	16.560	1:09.110
50	2 LAPS	1:16.656	87	1 LAP	1:23.283	14	17.535	1:09.237
11	18.675	1:07.754	11	17.029	1:07.839	25	2 LAPS	1:17.718
14	19.712	1:08.063	50	2 LAPS	1:16.965	36	18.579	1:08.626
36	21.133	1:07.720	14	17.877	1:07.650	35	2 LAPS	1:17.161
86	30.437	1:09.547	36	19.532	1:07.884	50	2 LAPS	1:17.219
34	1 LAP	1:14.812	86	30.749	1:09.797	87	1 LAP	1:25.771
90	45.938	1:11.108	90	46.797	1:10.344	86	30.923	1:09.753
43	47.721	1:10.180	43	48.243	1:10.007	90	47.140	1:09.922
3	1 LAP	1:15.322	34	1 LAP	1:15.657	43	49.002	1:10.338
77	1:04.798	1:13.787	3	1 LAP	1:15.707	34	1 LAP	1:14.797
16	1:09.218	1:11.562	77	1:07.684	1:12.371	3	1 LAP	1:15.571
						77	1:14.871	1:16.766



# EDGE CLUB FORMULA 3 SERIES

## QUALIFYING RACE 2 - CLASSIFICATION

POS	NO	CL	NAME	ENTRY	TIME	ON	LAPS	GAP	DIFF	MPH
1	19	A	Edwin JOWSEY	Dallara F3	<b>58.789</b>	15	20			100.36
2	6	A	Stephen CLEGG	Dallara F301	<b>1:00.102</b>	19	19	<b>1.313</b>	1.313	98.17
3	1	A	Chris NEEDHAM	Dallara F302	<b>1:00.202</b>	16	16	<b>1.413</b>	0.100	98.00
4	2	A	Gary MARSH	Dallara F302	<b>1:01.542</b>	17	18	<b>2.753</b>	1.340	95.87
5	20	A	Ray ROWAN	Dallara F307	<b>1:01.561</b>	16	16	<b>2.772</b>	0.019	95.84
6	11	A	Mark HARRISON	Dallara F301	<b>1:01.814</b>	11	13	<b>3.025</b>	0.253	95.45
7	21	A	Mark TERRY	Dallara F301	<b>1:01.952</b>	14	14	<b>3.163</b>	0.138	95.24
8	12	B	Dave KARASKAS	Dallara F393	<b>1:02.094</b>	15	15	<b>3.305</b>	0.142	95.02
9	18	A	Nick ROBINSON	Dallara F3 98	<b>1:02.110</b>	16	17	<b>3.321</b>	0.016	94.99
10	31	M	Andy WOLFE	Dallara 391	<b>1:02.378</b>	16	17	<b>3.589</b>	0.268	94.59
11	4	B	Chris WILLIE	Dallara F396	<b>1:03.010</b>	15	15	<b>4.221</b>	0.632	93.64
12	8	A	Philip AUSTIN	Dallara F398	<b>1:03.682</b>	8	11	<b>4.893</b>	0.672	92.65
13	13	A	Joe CROOK	Dallara F302/03	<b>1:04.847</b>	11	15	<b>6.058</b>	1.165	90.98
14	7	A	Alan ELLIS	Dallara F301	<b>1:05.019</b>	14	14	<b>6.230</b>	0.172	90.74
15	36	M	Alex AMES	Argo JM18	<b>1:05.312</b>	16	17	<b>6.523</b>	0.293	90.34
16	14	A	Jim BLOCKLEY	Dallara F301	<b>1:05.637</b>	11	12	<b>6.848</b>	0.325	89.89
17	9	A	Ian SMITH	Dallara 301	<b>1:06.404</b>	2	2	<b>7.615</b>	0.767	88.85
18	34	M	Peter HANNAM	Reynard 913	<b>1:06.511</b>	14	16	<b>7.722</b>	0.107	88.71
19	16	A	John GOATE	Dallara F300	<b>1:07.936</b>	10	11	<b>9.147</b>	1.425	86.85
20	10	A	David ABBOTT	Dallara F300	<b>1:08.370</b>	13	13	<b>9.581</b>	0.434	86.30

Weather / Track : Bright / Damp

These results are provisional until the conclusion of any judicial and technical matters.

Silverstone National  
 Circuit Length = 1.6390 miles  
 Start: 09:23 End: 09:56

Clerk of Course :	Timekeeper :
-------------------	--------------

# EDGE CLUB FORMULA 3 SERIES

## QUALIFYING RACE 2 - LAP ANALYSIS

<b>1</b>	<b>Chris NEEDHAM</b>						<b>Dallara F302</b>					
1 -	1:10.082	+ 9.880	9:26:01.309	9 -	1:03.605	+ 3.403	9:47:38.849					
2 -	1:13.267	+ 13.065	9:27:14.576	10 -	1:03.641	+ 3.439	9:48:42.490					
3 -	10:06.535	+ 9:06.333	9:37:21.111	11 -	1:03.242	+ 3.040	9:49:45.732					
4 -	4:55.487	+ 3:55.285	9:42:16.598	12 -	1:01.789	+ 1.587	9:50:47.521					
5 -	1:05.303	+ 5.101	9:43:21.901	13 -	1:01.705	+ 1.503	9:51:49.226					
6 -	1:04.843	+ 4.641	9:44:26.744	14 -	1:02.173	+ 1.971	9:52:51.399					
7 -	1:04.712	+ 4.510	9:45:31.456	15 -	1:01.073	+ 0.871	9:53:52.472					
8 -	1:03.788	+ 3.586	9:46:35.244	16 -	<b>1:00.202</b>		<b>9:54:52.674</b>					
<b>2</b>	<b>Gary MARSH</b>						<b>Dallara F302</b>					
1 -	1:15.014	+ 13.472	9:26:48.899	10 -	1:05.745	+ 4.203	9:46:41.786					
2 -	6:45.018	+ 5:43.476	9:33:33.917	11 -	1:04.056	+ 2.514	9:47:45.842					
3 -	1:11.592	+ 10.050	9:34:45.509	12 -	1:02.776	+ 1.234	9:48:48.618					
4 -	1:08.836	+ 7.294	9:35:54.345	13 -	1:03.190	+ 1.648	9:49:51.808					
5 -	1:07.522	+ 5.980	9:37:01.867	14 -	1:03.039	+ 1.497	9:50:54.847					
6 -	5:16.645	+ 4:15.103	9:42:18.512	15 -	1:02.082	+ 0.540	9:51:56.929					
7 -	1:06.757	+ 5.215	9:43:25.269	16 -	1:02.454	+ 0.912	9:52:59.383					
8 -	1:06.261	+ 4.719	9:44:31.530	17 -	<b>1:01.542</b>		<b>9:54:00.925</b>					
9 -	1:04.511	+ 2.969	9:45:36.041	18 -	1:02.270	+ 0.728	9:55:03.195					
<b>4</b>	<b>Chris WILLIE</b>						<b>Dallara F396</b>					
1 -	1:14.086	+ 11.076	9:26:48.389	9 -	1:28.040	+ 25.030	9:49:01.092					
2 -	6:45.617	+ 5:42.607	9:33:34.006	10 -	1:07.644	+ 4.634	9:50:08.736					
3 -	1:08.997	+ 5.987	9:34:43.003	11 -	1:05.533	+ 2.523	9:51:14.269					
4 -	1:07.109	+ 4.099	9:35:50.112	12 -	1:03.838	+ 0.828	9:52:18.107					
5 -	1:09.010	+ 6.000	9:36:59.122	13 -	1:08.841	+ 5.831	9:53:26.948					
6 -	7:34.959	+ 6:31.949	9:44:34.081	14 -	1:04.630	+ 1.620	9:54:31.578					
7 -	1:12.196	+ 9.186	9:45:46.277	15 -	<b>1:03.010</b>		<b>9:55:34.588</b>					
8 -	1:46.775 P	+ 43.765	9:47:33.052									
<b>6</b>	<b>Stephen CLEGG</b>						<b>Dallara F301</b>					
1 -	1:18.294	+ 18.192	9:26:21.625	11 -	1:05.432	+ 5.330	9:46:33.650					
2 -	1:17.629	+ 17.527	9:27:39.254	12 -	1:07.052	+ 6.950	9:47:40.702					
3 -	5:39.531	+ 4:39.429	9:33:18.785	13 -	1:03.400	+ 3.298	9:48:44.102					
4 -	1:12.589	+ 12.487	9:34:31.374	14 -	1:05.185	+ 5.083	9:49:49.287					
5 -	1:10.945	+ 10.843	9:35:42.319	15 -	1:02.841	+ 2.739	9:50:52.128					
6 -	1:31.610 P	+ 31.508	9:37:13.929	16 -	1:02.536	+ 2.434	9:51:54.664					
7 -	4:56.829	+ 3:56.727	9:42:10.758	17 -	1:01.165	+ 1.063	9:52:55.829					
8 -	1:06.383	+ 6.281	9:43:17.141	18 -	1:01.947	+ 1.845	9:53:57.776					
9 -	1:05.515	+ 5.413	9:44:22.656	19 -	<b>1:00.102</b>		<b>9:54:57.878</b>					
10 -	1:05.562	+ 5.460	9:45:28.218									
<b>7</b>	<b>Alan ELLIS</b>						<b>Dallara F301</b>					
1 -	1:20.363	+ 15.344	9:35:13.531	8 -	1:08.637	+ 3.618	9:48:34.667					
2 -	1:19.993	+ 14.974	9:36:33.524	9 -	1:11.024	+ 6.005	9:49:45.691					
3 -	6:07.925	+ 5:02.906	9:42:41.449	10 -	1:09.121	+ 4.102	9:50:54.812					
4 -	1:12.967	+ 7.948	9:43:54.416	11 -	1:12.161	+ 7.142	9:52:06.973					
5 -	1:10.570	+ 5.551	9:45:04.986	12 -	1:12.693	+ 7.674	9:53:19.666					
6 -	1:10.754	+ 5.735	9:46:15.740	13 -	1:09.204	+ 4.185	9:54:28.870					
7 -	1:10.290	+ 5.271	9:47:26.030	14 -	<b>1:05.019</b>		<b>9:55:33.889</b>					
<b>8</b>	<b>Philip AUSTIN</b>						<b>Dallara F398</b>					
1 -	7:20.455	+ 6:16.773	9:35:07.956	7 -	1:04.736	+ 1.054	9:47:39.640					
2 -	1:13.579	+ 9.897	9:36:21.535	8 -	<b>1:03.682</b>		<b>9:48:43.322</b>					
3 -	6:48.546	+ 5:44.864	9:43:10.081	9 -	1:04.327	+ 0.645	9:49:47.649					
4 -	1:07.714	+ 4.032	9:44:17.795	10 -	1:04.357	+ 0.675	9:50:52.006					
5 -	1:08.099	+ 4.417	9:45:25.894	11 -	1:03.765	+ 0.083	9:51:55.771					
6 -	1:09.010	+ 5.328	9:46:34.904									
<b>9</b>	<b>Ian SMITH</b>						<b>Dallara 301</b>					
1 -	1:08.477	+ 2.073	9:53:51.975	2 -	<b>1:06.404</b>		<b>9:54:58.379</b>					

Silverstone National  
Circuit Length = 1.6390 miles  
Start: 09:23 End: 09:56

Weather / Track : Bright / Damp

# EDGE CLUB FORMULA 3 SERIES

## QUALIFYING RACE 2 - LAP ANALYSIS

<b>10</b>	<b>David ABBOTT</b>						<b>Dallara F300</b>					
1 -	1:29.212	+ 20.842	9:25:48.309	8 -	1:09.318	+ 0.948	9:49:03.769					
2 -	1:27.494	+ 19.124	9:27:15.803	9 -	1:10.783	+ 2.413	9:50:14.552					
3 -	6:45.380	+ 5:37.010	9:34:01.183	10 -	1:10.368	+ 1.998	9:51:24.920					
4 -	1:16.163	+ 7.793	9:35:17.346	11 -	1:10.818	+ 2.448	9:52:35.738					
5 -	10:12.653	+ 9:04.283	9:45:29.999	12 -	1:10.906	+ 2.536	9:53:46.644					
6 -	1:13.701	+ 5.331	9:46:43.700	13 -	<b>1:08.370</b>		<b>9:54:55.014</b>					
7 -	1:10.751	+ 2.381	9:47:54.451									
<b>11</b>	<b>Mark HARRISON</b>						<b>Dallara F301</b>					
1 -	1:12.445	+ 10.631	9:34:58.387	8 -	1:03.866	+ 2.052	9:49:18.271					
2 -	1:11.200	+ 9.386	9:36:09.587	9 -	1:02.580	+ 0.766	9:50:20.851					
3 -	7:34.190	+ 6:32.376	9:43:43.777	10 -	1:02.877	+ 1.063	9:51:23.728					
4 -	1:09.845	+ 8.031	9:44:53.622	11 -	<b>1:01.814</b>		<b>9:52:25.542</b>					
5 -	1:08.232	+ 6.418	9:46:01.854	12 -	1:17.691 P	+ 15.877	9:53:43.233					
6 -	1:07.179	+ 5.365	9:47:09.033	13 -	1:48.559	+ 46.745	9:55:31.792					
7 -	1:05.372	+ 3.558	9:48:14.405									
<b>12</b>	<b>Dave KARASKAS</b>						<b>Dallara F393</b>					
1 -	1:15.925	+ 13.831	9:26:48.194	9 -	1:04.462	+ 2.368	9:49:16.323					
2 -	7:46.901	+ 6:44.807	9:34:35.095	10 -	1:03.452	+ 1.358	9:50:19.775					
3 -	1:13.594	+ 11.500	9:35:48.689	11 -	1:05.279	+ 3.185	9:51:25.054					
4 -	1:11.869	+ 9.775	9:37:00.558	12 -	1:03.791	+ 1.697	9:52:28.845					
5 -	7:40.264	+ 6:38.170	9:44:40.822	13 -	1:03.297	+ 1.203	9:53:32.142					
6 -	1:16.501	+ 14.407	9:45:57.323	14 -	1:02.722	+ 0.628	9:54:34.864					
7 -	1:08.849	+ 6.755	9:47:06.172	15 -	<b>1:02.094</b>		<b>9:55:36.958</b>					
8 -	1:05.689	+ 3.595	9:48:11.861									
<b>13</b>	<b>Joe CROOK</b>						<b>Dallara F302/03</b>					
1 -	8:16.024	+ 7:11.177	9:33:35.412	9 -	1:10.371	+ 5.524	9:48:21.651					
2 -	1:16.261	+ 11.414	9:34:51.673	10 -	1:06.428	+ 1.581	9:49:28.079					
3 -	1:38.059	+ 33.212	9:36:29.732	11 -	<b>1:04.847</b>		<b>9:50:32.926</b>					
4 -	6:07.059	+ 5:02.212	9:42:36.791	12 -	1:05.315	+ 0.468	9:51:38.241					
5 -	1:09.725	+ 4.878	9:43:46.516	13 -	1:23.381	+ 18.534	9:53:01.622					
6 -	1:08.804	+ 3.957	9:44:55.320	14 -	1:19.546 P	+ 14.699	9:54:21.168					
7 -	1:08.033	+ 3.186	9:46:03.353	15 -	1:45.191	+ 40.344	9:56:06.359					
8 -	1:07.927	+ 3.080	9:47:11.280									
<b>14</b>	<b>Jim BLOCKLEY</b>						<b>Dallara F301</b>					
1 -	17:33.222	+ 16:27.585	9:42:41.212	7 -	1:09.294	+ 3.657	9:49:50.403					
2 -	1:16.502	+ 10.865	9:43:57.714	8 -	1:06.893	+ 1.256	9:50:57.296					
3 -	1:15.614	+ 9.977	9:45:13.328	9 -	1:09.302	+ 3.665	9:52:06.598					
4 -	1:10.079	+ 4.442	9:46:23.407	10 -	1:06.303	+ 0.666	9:53:12.901					
5 -	1:10.379	+ 4.742	9:47:33.786	11 -	<b>1:05.637</b>		<b>9:54:18.538</b>					
6 -	1:07.323	+ 1.686	9:48:41.109	12 -	1:07.644	+ 2.007	9:55:26.182					
<b>16</b>	<b>John GOATE</b>						<b>Dallara F300</b>					
1 -	1:48.378	+ 40.442	9:27:35.142	7 -	1:12.048	+ 4.112	9:46:16.780					
2 -	7:37.621	+ 6:29.685	9:35:12.763	8 -	1:10.306	+ 2.370	9:47:27.086					
3 -	1:22.564	+ 14.628	9:36:35.327	9 -	1:08.124	+ 0.188	9:48:35.210					
4 -	6:00.901	+ 4:52.965	9:42:36.228	10 -	<b>1:07.936</b>		<b>9:49:43.146</b>					
5 -	1:15.392	+ 7.456	9:43:51.620	11 -	1:24.835 P	+ 16.899	9:51:07.981					
6 -	1:13.112	+ 5.176	9:45:04.732									
<b>18</b>	<b>Nick ROBINSON</b>						<b>Dallara F3 98</b>					
1 -	1:22.775	+ 20.665	9:26:31.698	10 -	1:05.198	+ 3.088	9:48:02.173					
2 -	7:22.830	+ 6:20.720	9:33:54.528	11 -	1:03.468	+ 1.358	9:49:05.641					
3 -	1:18.978	+ 16.868	9:35:13.506	12 -	1:03.394	+ 1.284	9:50:09.035					
4 -	1:19.951	+ 17.841	9:36:33.457	13 -	1:04.212	+ 2.102	9:51:13.247					
5 -	5:52.269	+ 4:50.159	9:42:25.726	14 -	1:02.584	+ 0.474	9:52:15.831					
6 -	1:08.719	+ 6.609	9:43:34.445	15 -	1:02.764	+ 0.654	9:53:18.595					
7 -	1:07.541	+ 5.431	9:44:41.986	16 -	<b>1:02.110</b>		<b>9:54:20.705</b>					
8 -	1:07.975	+ 5.865	9:45:49.961	17 -	1:04.144	+ 2.034	9:55:24.849					

Silverstone National  
Circuit Length = 1.6390 miles  
Start: 09:23 End: 09:56

Weather / Track : Bright / Damp

# EDGE CLUB FORMULA 3 SERIES

## QUALIFYING RACE 2 - LAP ANALYSIS


9 -	1:07.014	+ 4.904	9:46:56.975				
<b>19</b>	<b>Edwin JOWSEY</b>		<b>Dallara F3</b>				
1 -	1:12.651	+ 13.862	9:26:00.886	11 -	1:02.740	+ 3.951	9:46:16.724
2 -	1:13.548	+ 14.759	9:27:14.434	12 -	1:03.974	+ 5.185	9:47:20.698
3 -	6:08.430	+ 5:09.641	9:33:22.864	13 -	1:01.195	+ 2.406	9:48:21.893
4 -	1:06.603	+ 7.814	9:34:29.467	14 -	59.476	+ 0.687	9:49:21.369
5 -	1:05.050	+ 6.261	9:35:34.517	15 -	<b>58.789</b>		<b>9:50:20.158</b>
6 -	1:16.980 P	+ 18.191	9:36:51.497	16 -	59.656	+ 0.867	9:51:19.814
7 -	5:12.963	+ 4:14.174	9:42:04.460	17 -	59.500	+ 0.711	9:52:19.314
8 -	1:04.125	+ 5.336	9:43:08.585	18 -	1:02.825	+ 4.036	9:53:22.139
9 -	1:01.933	+ 3.144	9:44:10.518	19 -	1:01.221	+ 2.432	9:54:23.360
10 -	1:03.466	+ 4.677	9:45:13.984	20 -	1:01.520	+ 2.731	9:55:24.880
<b>20</b>	<b>Ray ROWAN</b>		<b>Dallara F307</b>				
1 -	1:33.819 P	+ 32.258	9:27:23.544	9 -	1:06.703	+ 5.142	9:47:48.196
2 -	6:37.823	+ 5:36.262	9:34:01.367	10 -	1:05.371	+ 3.810	9:48:53.567
3 -	1:12.609	+ 11.048	9:35:13.976	11 -	1:04.804	+ 3.243	9:49:58.371
4 -	1:11.484	+ 9.923	9:36:25.460	12 -	1:08.709	+ 7.148	9:51:07.080
5 -	6:45.973	+ 5:44.412	9:43:11.433	13 -	1:06.167	+ 4.606	9:52:13.247
6 -	1:14.967	+ 13.406	9:44:26.400	14 -	1:03.930	+ 2.369	9:53:17.177
7 -	1:08.256	+ 6.695	9:45:34.656	15 -	1:02.780	+ 1.219	9:54:19.957
8 -	1:06.837	+ 5.276	9:46:41.493	16 -	<b>1:01.561</b>		<b>9:55:21.518</b>
<b>21</b>	<b>Mark TERRY</b>		<b>Dallara F301</b>				
1 -	1:12.082	+ 10.130	9:35:17.598	8 -	1:06.466	+ 4.514	9:48:38.131
2 -	1:16.232	+ 14.280	9:36:33.830	9 -	1:05.287	+ 3.335	9:49:43.418
3 -	6:27.321	+ 5:25.369	9:43:01.151	10 -	1:06.515	+ 4.563	9:50:49.933
4 -	1:08.689	+ 6.737	9:44:09.840	11 -	1:03.182	+ 1.230	9:51:53.115
5 -	1:08.021	+ 6.069	9:45:17.861	12 -	1:02.308	+ 0.356	9:52:55.423
6 -	1:06.790	+ 4.838	9:46:24.651	13 -	1:04.791	+ 2.839	9:54:00.214
7 -	1:07.014	+ 5.062	9:47:31.665	14 -	<b>1:01.952</b>		<b>9:55:02.166</b>
<b>31</b>	<b>Andy WOLFE</b>		<b>Dallara 391</b>				
1 -	1:21.066	+ 18.688	9:26:49.809	10 -	1:04.319	+ 1.941	9:47:50.053
2 -	7:40.583	+ 6:38.205	9:34:30.392	11 -	1:02.854	+ 0.476	9:48:52.907
3 -	1:11.091	+ 8.713	9:35:41.483	12 -	1:03.300	+ 0.922	9:49:56.207
4 -	1:13.963	+ 11.585	9:36:55.446	13 -	1:03.138	+ 0.760	9:50:59.345
5 -	5:24.820	+ 4:22.442	9:42:20.266	14 -	1:03.669	+ 1.291	9:52:03.014
6 -	1:07.972	+ 5.594	9:43:28.238	15 -	1:03.627	+ 1.249	9:53:06.641
7 -	1:06.850	+ 4.472	9:44:35.088	16 -	<b>1:02.378</b>		<b>9:54:09.019</b>
8 -	1:06.079	+ 3.701	9:45:41.167	17 -	1:02.539	+ 0.161	9:55:11.558
9 -	1:04.567	+ 2.189	9:46:45.734				
<b>34</b>	<b>Peter HANNAM</b>		<b>Reynard 913</b>				
1 -	1:25.318	+ 18.807	9:27:23.545	9 -	1:09.686	+ 3.175	9:47:14.965
2 -	6:46.030	+ 5:39.519	9:34:09.575	10 -	1:09.277	+ 2.766	9:48:24.242
3 -	1:20.039	+ 13.528	9:35:29.614	11 -	1:08.566	+ 2.055	9:49:32.808
4 -	1:15.398	+ 8.887	9:36:45.012	12 -	1:07.409	+ 0.898	9:50:40.217
5 -	5:45.940	+ 4:39.429	9:42:30.952	13 -	1:07.018	+ 0.507	9:51:47.235
6 -	1:10.389	+ 3.878	9:43:41.341	14 -	<b>1:06.511</b>		<b>9:52:53.746</b>
7 -	1:11.992	+ 5.481	9:44:53.333	15 -	1:06.786	+ 0.275	9:54:00.532
8 -	1:11.946	+ 5.435	9:46:05.279	16 -	1:06.791	+ 0.280	9:55:07.323
<b>36</b>	<b>Alex AMES</b>		<b>Argo JM18</b>				
1 -	1:24.099	+ 18.787	9:26:49.612	10 -	1:07.956	+ 2.644	9:47:34.630
2 -	6:42.105	+ 5:36.793	9:33:31.717	11 -	1:07.853	+ 2.541	9:48:42.483
3 -	1:14.808	+ 9.496	9:34:46.525	12 -	1:11.156	+ 5.844	9:49:53.639
4 -	1:13.593	+ 8.281	9:36:00.118	13 -	1:07.641	+ 2.329	9:51:01.280
5 -	1:13.200	+ 7.888	9:37:13.318	14 -	1:06.918	+ 1.606	9:52:08.198
6 -	5:45.191	+ 4:39.879	9:42:58.509	15 -	1:06.922	+ 1.610	9:53:15.120
7 -	1:10.082	+ 4.770	9:44:08.591	16 -	<b>1:05.312</b>		<b>9:54:20.432</b>
8 -	1:09.063	+ 3.751	9:45:17.654	17 -	1:05.851	+ 0.539	9:55:26.283
9 -	1:09.020	+ 3.708	9:46:26.674				

Silverstone National  
Circuit Length = 1.6390 miles  
Start: 09:23 End: 09:56

Weather / Track : Bright / Damp

# EDGE CLUB FORMULA 3 SERIES

## RACE 2 - GRID

ROW 10	1:08.370 10 David ABBOTT	1:07.936 16 John GOATE
ROW 9	1:06.511 34 Peter HANNAM	1:06.404 9 Ian SMITH
ROW 8	1:05.637 14 Jim BLOCKLEY	1:05.312 36 Alex AMES
ROW 7	1:05.019 7 Alan ELLIS	1:04.847 13 Joe CROOK
ROW 6	1:03.682 8 Philip AUSTIN	1:03.010 4 Chris WILLIE
ROW 5	1:02.378 31 Andy WOLFE	1:02.110 18 Nick ROBINSON
ROW 4	1:02.094 12 Dave KARASKAS	1:01.952 21 Mark TERRY
ROW 3	1:01.814 11 Mark HARRISON	1:01.561 20 Ray ROWAN
ROW 2	1:01.542 2 Gary MARSH	1:00.202 1 Chris NEEDHAM
ROW 1	1:00.102 6 Stephen CLEGG	58.789 19 Edwin JOWSEY
<b>Pole</b>		
		

Car 31 has two transponders

Silverstone National  
Circuit Length = 1.6390 miles

**These results are provisional until the conclusion of any judicial and technical matters.**

Clerk of Course :		Timekeeper :

# EDGE CLUB FORMULA 3 SERIES

## RACE 2 - CLASSIFICATION

POS	NO	CL	NAME	ENTRY	LAPS	TIME	GAP	DIFF	MPH	BEST	ON
1	19	A	Edwin JOWSEY	Dallara F3	27	25:43.132			103.23	56.380	3
2	1	A	Chris NEEDHAM	Dallara F302	27	25:55.648	12.516	12.516	102.40	56.704	3
3	6	A	Stephen CLEGG	Dallara F301	27	25:57.411	14.279	1.763	102.29	56.549	24
4	20	A	Ray ROWAN	Dallara F307	27	26:00.819	17.687	3.408	102.06	56.628	17
5	21	A	Mark TERRY	Dallara F301	27	26:02.433	19.301	1.614	101.96	56.819	21
6	11	A	Mark HARRISON	Dallara F301	27	26:27.790	44.658	25.357	100.33	57.868	16
7	4	B	Chris WILLIE	Dallara F396	27	26:31.982	48.850	4.192	100.07	57.548	22
8	13	A	Joe CROOK	Dallara F302/03	27	26:32.408	49.276	0.426	100.04	57.690	22
9	31	M	Andy WOLFE	Reynard 931	26	25:48.433	1 lap	1 lap	99.07	58.115	16
10	2	A	Gary MARSH	Dallara F302	26	25:50.478	1 lap	2.045	98.94	57.968	22
11	36	M	Alex AMES	Argo JM18	26	26:01.290	1 lap	10.812	98.25	58.860	15
12	16	A	John GOATE	Dallara F300	26	26:17.661	1 lap	16.371	97.23	58.934	17
13	34	M	Peter HANNAM	Reynard 913	25	26:02.546	2 laps	1 lap	94.40	1:00.961	21
14	10	A	David ABBOTT	Dallara F300	25	26:20.434	2 laps	17.888	93.33	1:01.466	25

### NOT CLASSIFIED

DNF	14	A	Jim BLOCKLEY	Dallara F301	17	16:56.103	10 laps	8 laps	98.71	57.700	14
DNF	9	A	Ian SMITH	Dallara 301	17	16:57.314	10 laps	1.211	98.59	57.319	17
DNF	7	A	Alan ELLIS	Dallara F301	14	15:08.258	13 laps	3 laps	90.94	1:00.339	6
DNF	12	B	Dave KARASKAS	Dallara F393	23	22:45.636	4 laps	0.000	99.37	58.190	18

### FASTEST LAP

19	A	Edwin JOWSEY	Dallara F3	3	56.380	104.65 mph	168.42 kph
4	B	Chris WILLIE	Dallara F396	22	57.548	102.52 mph	165.00 kph
31	M	Andy WOLFE	Reynard 931	16	58.115	101.52 mph	163.39 kph

Weather / Track : Bright / Dry

These results are provisional until the conclusion of any judicial and technical matters.

Silverstone National  
Circuit Length = 1.6390 miles  
Start: 13:52 End: 14:19

Clerk of Course :

Timekeeper :

# EDGE CLUB FORMULA 3 SERIES

## RACE 2 - LAP CHART

Lap 1			Lap 2			Lap 3			Lap 4			Lap 5		
No	Behind	Laptime	No	Behind	Laptime	No	Behind	Laptime	No	Behind	Laptime	No	Behind	Laptime
19		59.659	19		56.511	19		56.380	19		56.642	19		56.670
1	1.151	1:00.405	1	1.859	57.219	1	2.183	56.704	1	2.659	57.118	1	2.778	56.789
20	3.090	1:01.919	20	4.757	58.178	20	5.787	57.410	20	6.258	57.113	20	7.876	58.288
6	3.330	1:02.571	6	5.126	58.307	6	6.600	57.854	6	7.050	57.092	6	8.355	57.975
21	3.663	1:02.350	21	5.654	58.502	21	7.475	58.201	21	8.567	57.734	21	9.877	57.980
11	4.234	1:02.127	11	6.711	58.988	11	9.183	58.852	11	11.005	58.464	11	12.934	58.599
2	4.992	1:03.486	2	9.195	1:00.714	2	12.696	59.881	2	15.911	59.857	13	19.005	59.168
12	5.165	1:02.729	4	9.908	1:00.920	4	12.972	59.444	4	16.127	59.797	2	20.250	1:01.009
4	5.499	1:02.437	12	10.163	1:01.509	12	13.842	1:00.059	13	16.507	58.707	4	20.435	1:00.978
36	6.985	1:03.488	13	11.129	1:00.578	13	14.442	59.693	14	17.278	59.035	14	20.700	1:00.092
13	7.062	1:03.812	14	11.892	1:00.756	14	14.885	59.373	12	17.683	1:00.483	12	20.954	59.941
31	7.550	1:04.586	36	12.083	1:01.609	36	15.873	1:00.170	36	18.842	59.611	36	21.466	59.294
14	7.647	1:03.604	9	12.334	1:00.515	9	16.860	1:00.906	9	19.677	59.459	9	22.362	59.355
9	8.330	1:04.323	31	13.250	1:02.211	31	17.421	1:00.551	31	20.440	59.661	31	23.193	59.423
7	9.134	1:05.077	7	13.347	1:00.724	7	18.499	1:01.532	16	24.525	1:00.979	16	28.274	1:00.419
34	10.683	1:06.301	16	16.073	1:01.733	16	20.188	1:00.495	34	27.775	1:01.655	34	32.596	1:01.491
16	10.851	1:04.925	34	17.525	1:03.353	34	22.762	1:01.617	7	30.600	1:08.743	7	34.648	1:00.718
10	11.630	1:05.264	10	19.874	1:04.755	10	26.356	1:02.862	10	33.476	1:03.762	10	39.523	1:02.717

# EDGE CLUB FORMULA 3 SERIES

## RACE 2 - LAP CHART

Lap 6			Lap 7			Lap 8			Lap 9			Lap 10		
No	Behind	Laptime	No	Behind	Laptime	No	Behind	Laptime	No	Behind	Laptime	No	Behind	Laptime
19		56.859	19		56.826	19		56.756	19		56.795	19		56.486
1	3.121	57.202	1	3.589	57.294	1	4.566	57.733	1	4.871	57.100	1	6.195	57.810
20	8.353	57.336	6	10.183	58.168	6	10.638	57.211	6	11.176	57.333	10	1 LAP	1:04.144
6	8.841	57.345	20	11.226	59.699	20	11.991	57.521	20	12.878	57.682	6	11.867	57.177
21	11.176	58.158	21	12.397	58.047	21	13.360	57.719	21	14.483	57.918	20	14.535	58.143
11	14.501	58.426	11	16.151	58.476	11	17.736	58.341	11	18.811	57.870	21	15.432	57.435
13	20.789	58.643	13	23.198	59.235	13	25.745	59.303	13	27.452	58.502	11	20.260	57.935
4	22.891	59.315	4	25.388	59.323	4	28.152	59.520	4	30.197	58.840	13	29.784	58.818
2	24.054	1:00.663	12	26.330	59.074	12	28.550	58.976	12	30.713	58.958	4	32.508	58.797
12	24.082	59.987	2	27.931	1:00.703	2	31.518	1:00.343	2	34.195	59.472	12	33.174	58.947
9	24.586	59.083	31	28.768	1:00.252	9	31.727	59.606	9	34.655	59.723	2	37.275	59.566
36	25.089	1:00.482	9	28.877	1:01.117	31	32.154	1:00.142	31	35.014	59.655	9	37.572	59.403
31	25.342	59.008	36	29.199	1:00.936	36	32.570	1:00.127	14	35.146	59.206	14	37.757	59.097
14	26.035	1:02.194	14	29.639	1:00.430	14	32.735	59.852	36	35.611	59.836	31	38.633	1:00.105
16	32.311	1:00.896	16	36.009	1:00.524	16	39.450	1:00.197	16	42.375	59.720	36	38.789	59.664
34	37.811	1:02.074	34	43.460	1:02.475	7	47.702	1:00.846	7	51.735	1:00.828	16	46.011	1:00.122
7	38.128	1:00.339	7	43.612	1:02.310	34	48.844	1:02.140	34	53.152	1:01.103	7	56.111	1:00.862
10	45.350	1:02.686	10	50.237	1:01.713	10	55.427	1:01.946						



# EDGE CLUB FORMULA 3 SERIES

## RACE 2 - LAP CHART

Lap 11			Lap 12			Lap 13			Lap 14			Lap 15		
No	Behind	Laptime	No	Behind	Laptime	No	Behind	Laptime	No	Behind	Laptime	No	Behind	Laptime
19		57.861	19		56.725	19		56.566	19		56.681	19		56.942
34	1 LAP	1:01.933	7	1 LAP	1:00.661	7	1 LAP	1:00.661	1	8.242	57.546	16	1 LAP	1:00.511
1	5.878	57.544	34	1 LAP	1:01.606	1	7.377	57.891	7	1 LAP	1:01.607	1	9.201	57.901
6	11.402	57.396	1	6.052	56.899	34	1 LAP	1:01.963	6	14.985	57.986	6	16.122	58.079
10	1 LAP	1:03.630	6	12.268	57.591	6	13.680	57.978	34	1 LAP	1:02.417	20	20.109	58.632
20	15.153	58.479	20	16.252	57.824	20	17.455	57.769	20	18.419	57.645	21	20.803	58.134
21	15.909	58.338	21	17.620	58.436	21	18.563	57.509	21	19.611	57.729	34	1 LAP	1:03.871
11	20.451	58.052	10	1 LAP	1:03.172	11	24.448	58.745	11	26.129	58.362	11	28.396	59.209
13	30.718	58.795	11	22.269	58.543	10	1 LAP	1:03.748	10	1 LAP	1:02.743	13	38.439	58.338
4	33.476	58.829	13	32.808	58.815	13	35.152	58.910	13	37.043	58.572	10	1 LAP	1:03.678
12	33.964	58.651	4	35.288	58.537	4	37.347	58.625	4	38.785	58.119	4	39.984	58.141
2	38.381	58.967	12	35.914	58.675	12	38.211	58.863	12	39.871	58.341	12	41.605	58.676
14	38.893	58.997	2	40.701	59.045	14	42.892	58.453	14	43.911	57.700	14	44.979	58.010
9	39.447	59.736	14	41.005	58.837	2	43.545	59.410	2	45.836	58.972	9	47.919	58.692
31	39.777	59.005	9	41.731	59.009	9	43.848	58.683	9	46.169	59.002	31	48.594	59.111
36	40.346	59.418	31	42.104	59.052	31	44.281	58.743	31	46.425	58.825	2	49.289	1:00.395
16	48.429	1:00.279	36	43.412	59.791	36	45.905	59.059	36	48.375	59.151	36	50.293	58.860
			16	52.004	1:00.300	16	55.454	1:00.016				7	1 LAP	1:39.633 P

# EDGE CLUB FORMULA 3 SERIES

## RACE 2 - LAP CHART

Lap 16			Lap 17			Lap 18			Lap 19			Lap 20		
No	Behind	Laptime	No	Behind	Laptime	No	Behind	Laptime	No	Behind	Laptime	No	Behind	Laptime
19		56.964	19		57.043	19		56.618	19		57.686	19		57.298
16	1 LAP	59.801	16	1 LAP	59.182	16	1 LAP	58.934	16	1 LAP	1:00.836	36	1 LAP	59.624
1	9.957	57.720	1	10.896	57.982	1	12.681	58.403	1	13.836	58.841	10	2 LAPS	1:02.639
6	17.088	57.930	6	17.822	57.777	6	18.323	57.119	6	18.250	57.613	1	15.176	58.638
20	20.613	57.468	20	20.198	56.628	20	20.547	56.967	20	20.148	57.287	16	1 LAP	1:01.268
21	21.100	57.261	21	21.010	56.953	21	21.392	57.000	21	20.925	57.219	6	18.649	57.697
34	1 LAP	1:02.293	11	31.319	59.062	11	33.293	58.592	11	34.640	59.033	20	20.134	57.284
11	29.300	57.868	34	1 LAP	1:02.162	34	1 LAP	1:01.359	34	1 LAP	1:01.462	21	20.712	57.085
13	40.299	58.824	13	41.139	57.883	13	43.064	58.543	13	43.869	58.491	11	35.885	58.543
4	41.882	58.862	4	42.834	57.995	4	44.324	58.108	4	44.498	57.860	13	45.245	58.674
12	43.007	58.366	12	44.214	58.250	12	45.786	58.190	12	46.693	58.593	4	45.797	58.597
10	1 LAP	1:03.584	14	47.736	58.469	31	52.944	58.473	31	53.984	58.726	34	1 LAP	1:02.486
14	46.310	58.295	9	48.947	57.319	2	55.728	1:00.103	2	56.258	58.216	12	48.106	58.711
9	48.671	57.716	31	51.089	58.387	10	1 LAP	1:02.498				31	55.214	58.528
31	49.745	58.115	10	1 LAP	1:03.604	36	57.612	59.978						
2	50.909	58.584	2	52.243	58.377									
36	52.250	58.921	36	54.252	59.045									

# EDGE CLUB FORMULA 3 SERIES

## RACE 2 - LAP CHART


Lap 21			Lap 22			Lap 23			Lap 24			Lap 25		
No	Behind	Laptime	No	Behind	Laptime	No	Behind	Laptime	No	Behind	Laptime	No	Behind	Laptime
19		57.258	19		56.565	19		57.489	19		56.992	19		57.754
2	1 LAP	59.101	2	1 LAP	58.227	31	1 LAP	59.102	31	1 LAP	59.172	31	1 LAP	58.756
36	1 LAP	59.082	36	1 LAP	59.323	2	1 LAP	57.968	34	2 LAPS	1:02.641	2	1 LAP	59.295
10	2 LAPS	1:01.705	10	2 LAPS	1:01.586	36	1 LAP	59.259	2	1 LAP	59.414	34	2 LAPS	1:02.738
1	14.769	56.851	1	15.046	56.842	1	14.741	57.184	36	1 LAP	59.763	36	1 LAP	59.538
6	18.598	57.207	6	18.916	56.883	6	18.870	57.443	1	14.584	56.835	1	14.443	57.613
16	1 LAP	1:00.045	20	20.545	57.242	10	2 LAPS	1:02.554	6	18.427	56.549	6	17.857	57.184
20	19.868	56.992	21	21.052	57.344	20	19.937	56.881	20	19.852	56.907	20	18.858	56.760
21	20.273	56.819	16	1 LAP	1:00.751	21	20.469	56.906	21	21.593	58.116	21	21.409	57.570
11	36.539	57.912	11	38.235	58.261	16	1 LAP	1:00.350	10	2 LAPS	1:01.805	10	2 LAPS	1:03.410
13	45.829	57.842	13	46.954	57.690	11	39.194	58.448	16	1 LAP	59.746	16	1 LAP	1:00.317
4	46.255	57.716	4	47.238	57.548	4	47.423	57.674	11	40.114	57.912	11	42.270	59.910
12	50.228	59.380	12	53.029	59.366	13	47.770	58.305	4	48.709	58.278	4	49.044	58.089
34	1 LAP	1:02.157	34	1 LAP	1:00.961	12	54.355	58.815	13	49.063	58.285	13	49.637	58.328
31	56.092	58.136												

**EDGE CLUB FORMULA 3 SERIES**  
**RACE 2 - LAP CHART**

Lap 26			Lap 27		
No	Behind	Laptime	No	Behind	Laptime
19		58.592	19		58.513
31	1 LAP	58.941	31	1 LAP	59.143
2	1 LAP	58.848	2	1 LAP	58.696
1	13.594	57.743	1	12.516	57.435
34	2 LAPS	1:02.790	6	14.279	56.869
36	1 LAP	1:00.049	20	17.687	58.522
6	15.923	56.658	36	1 LAP	1:02.055
20	17.678	57.412	21	19.301	57.675
21	20.139	57.322	34	2 LAPS	1:03.456
16	1 LAP	1:00.098	16	1 LAP	59.631
10	2 LAPS	1:02.737	10	2 LAPS	1:01.466
11	43.439	59.761	11	44.658	59.732
4	48.710	58.258	4	48.850	58.653
13	48.874	57.829	13	49.276	58.915

# EDGE CLUB FORMULA 3 SERIES

## RACE 9 - GRID

ROW 10	1:09.318 10 David ABBOTT	1:08.637 7 Alan ELLIS
ROW 9	1:08.477 9 Ian SMITH	1:08.124 16 John GOATE
ROW 8	1:06.786 34 Peter HANNAM	1:06.303 14 Jim BLOCKLEY
ROW 7	1:05.851 36 Alex AMES	1:05.315 13 Joe CROOK
ROW 6	1:03.838 4 Chris WILLIE	1:03.765 8 Philip AUSTIN
ROW 5	1:02.780 20 Ray ROWAN	1:02.722 12 Dave KARASKAS
ROW 4	1:02.584 18 Nick ROBINSON	1:02.580 11 Mark HARRISON
ROW 3	1:02.539 31 Andy WOLFE	1:02.308 21 Mark TERRY
ROW 2	1:02.082 2 Gary MARSH	1:01.165 6 Stephen CLEGG
ROW 1	1:01.073 1 Chris NEEDHAM	59.476 19 Edwin JOWSEY
<b>Pole</b>		
		

Silverstone National  
Circuit Length = 1.6390 miles

**These results are provisional until the conclusion of any judicial and technical matters.**

Clerk of Course :

Timekeeper :

# EDGE CLUB FORMULA 3 SERIES

## RACE 9 - CLASSIFICATION

POS	NO	CL	NAME	ENTRY	LAPS	TIME	GAP	DIFF	MPH	BEST	ON
1	19	A	<b>Edwin JOWSEY</b>	Dallara F3	25	25:52.872			94.99	56.241	20
2	1	A	<b>Chris NEEDHAM</b>	Dallara F302	25	25:55.020	2.148	2.148	94.85	56.228	25
3	6	A	<b>Stephen CLEGG</b>	Dallara F301	25	26:00.857	7.985	5.837	94.50	56.650	23
4	21	A	<b>Mark TERRY</b>	Dallara F301	25	26:02.376	9.504	1.519	94.41	56.806	21
5	13	A	<b>Joe CROOK</b>	Dallara F302/03	25	26:05.729	12.857	3.353	94.21	56.864	21
6	11	A	<b>Mark HARRISON</b>	Dallara F301	25	26:08.644	15.772	2.915	94.03	57.461	21
7	4	B	<b>Chris WILLIE</b>	Dallara F396	25	26:08.859	15.987	0.215	94.02	57.657	18
8	14	A	<b>Jim BLOCKLEY</b>	Dallara F301	25	26:16.373	23.501	7.514	93.57	57.950	18
9	2	A	<b>Gary MARSH</b>	Dallara F302	25	26:17.068	24.196	0.695	93.53	58.480	18
10	9	A	<b>Ian SMITH</b>	Dallara 301	25	26:18.284	25.412	1.216	93.46	57.913	19
11	20	A	<b>Ray ROWAN</b>	Dallara F307	25	26:19.171	26.299	0.887	93.40	56.707	21
12	36	M	<b>Alex AMES</b>	Argo JM18	25	26:27.627	34.755	8.456	92.91	58.749	7
13	12	B	<b>Dave KARASKAS</b>	Dallara F393	25	26:31.375	38.503	3.748	92.69	59.561	21
14	34	M	<b>Peter HANNAM</b>	Reynard 913	24	26:11.549	1 lap	1 lap	90.10	1:00.135	4
15	16	A	<b>John GOATE</b>	Dallara F300	21	26:43.847	4 laps	3 laps	77.25	59.532	9
NOT CLASSIFIED											
DNF	10	A	<b>David ABBOTT</b>	Dallara F300	9	9:40.504	16 laps	12 laps	91.47	1:01.160	6
FASTEST LAP											
1	A	<b>Chris NEEDHAM</b>	Dallara F302	25	56.228	104.93 mph	168.87 kph				
4	B	<b>Chris WILLIE</b>	Dallara F396	18	57.657	102.33 mph	164.69 kph				
36	M	<b>Alex AMES</b>	Argo JM18	7	58.749	100.43 mph	161.63 kph				

Weather / Track : Cloudy / Dry

These results are provisional until the conclusion of any judicial and technical matters.

Silverstone National  
Circuit Length = 1.6390 miles  
Start: 12:36 End: 13:03

Clerk of Course :

Timekeeper :

# EDGE CLUB FORMULA 3 SERIES

## RACE 9 - LAP CHART

Lap 1			Lap 2			Lap 3			Lap 4			Lap 5		
No	Behind	Laptime	No	Behind	Laptime	No	Behind	Laptime	No	Behind	Laptime	No	Behind	Laptime
1		1:00.953	1		56.826	1		58.090	19		57.021	19		56.834
19	0.173	1:01.477	19	0.255	56.908	19	0.244	58.079	1	1.669	58.934	1	3.024	58.189
21	0.688	1:00.914	21	1.521	57.659	21	1.127	57.696	21	2.143	58.281	21	4.058	58.749
6	1.036	1:01.635	6	1.991	57.781	6	1.950	58.049	6	2.419	57.734	6	4.268	58.683
2	2.283	1:02.319	2	5.245	59.788	20	5.567	58.411	20	6.120	57.818	20	6.236	56.950
20	2.403	1:00.965	20	5.246	59.669	13	7.189	59.052	13	8.781	58.857	13	10.724	58.777
36	3.255	1:02.023	13	6.227	59.198	2	8.425	1:01.270	2	11.420	1:00.260	2	14.750	1:00.164
13	3.855	1:02.453	36	6.829	1:00.400	36	8.867	1:00.128	36	11.635	1:00.033	14	15.166	59.741
11	4.859	1:03.859	11	8.139	1:00.106	11	9.185	59.136	11	11.854	59.934	4	15.616	59.972
12	5.347	1:04.428	14	8.544	59.908	14	9.841	59.387	14	12.259	59.683	11	16.125	1:01.105
14	5.462	1:02.927	4	9.052	59.920	4	10.545	59.583	4	12.478	59.198	36	19.512	1:04.711
4	5.958	1:04.184	12	9.786	1:01.265	12	12.497	1:00.801	12	15.570	1:00.338	12	19.924	1:01.188
34	7.114	1:04.449	16	11.873	1:01.458	16	15.319	1:01.536	16	18.271	1:00.217	16	21.957	1:00.520
16	7.241	1:04.421	34	12.273	1:01.985	9	16.097	1:01.618	9	18.969	1:00.137	9	22.565	1:00.430
9	7.880	1:04.454	9	12.569	1:01.515	34	16.632	1:02.449	34	19.502	1:00.135	34	23.424	1:00.756
10	18.240	1:07.653	10	25.046	1:03.632	10	28.966	1:02.010	10	34.330	1:02.629	10	39.595	1:02.099

# EDGE CLUB FORMULA 3 SERIES

## RACE 9 - LAP CHART

Lap 6			Lap 7			Lap 8			Lap 9			Lap 10		
No	Behind	Laptime	No	Behind	Laptime	No	Behind	Laptime	No	Behind	Laptime	No	Behind	Laptime
19		56.855	19		56.468	19		56.646	19		56.876	19		57.162
1	3.586	57.417	1	4.345	57.227	1	4.500	56.801	1	4.525	56.901	10	1 LAP	1:02.123
21	5.124	57.921	21	5.938	57.282	21	6.356	57.064	21	6.463	56.983	1	4.397	57.034
6	5.324	57.911	6	6.155	57.299	6	6.707	57.198	6	6.912	57.081	21	6.185	56.884
20	7.008	57.627	20	7.382	56.842	20	8.476	57.740	20	9.355	57.755	6	6.402	56.652
13	12.147	58.278	13	15.006	59.327	13	17.765	59.405	13	19.880	58.991	20	9.166	56.973
14	18.167	59.856	14	20.919	59.220	14	22.974	58.701	4	25.508	59.274	13	21.772	59.054
2	18.445	1:00.550	4	21.478	59.360	4	23.110	58.278	14	25.979	59.881	4	26.676	58.330
4	18.586	59.825	11	21.954	59.504	11	23.359	58.051	11	26.202	59.719	11	27.660	58.620
11	18.918	59.648	2	23.071	1:01.094	2	26.536	1:00.111	2	28.718	59.058	14	28.221	59.404
36	21.621	58.964	36	23.902	58.749	36	26.871	59.615	36	29.160	59.165	2	30.541	58.985
12	23.023	59.954	12	26.517	59.962	12	30.451	1:00.580	9	33.646	59.744	36	31.121	59.123
16	25.276	1:00.174	9	28.358	59.217	9	30.778	59.066	12	34.698	1:01.123	9	35.701	59.217
9	25.609	59.899	16	29.291	1:00.483	16	33.021	1:00.376	16	35.677	59.532	12	37.159	59.623
34	31.326	1:04.757	34	35.325	1:00.467	34	39.201	1:00.522	34	43.181	1:00.856	16	38.358	59.843
10	43.900	1:01.160	10	49.015	1:01.583	10	54.270	1:01.901				34	46.715	1:00.696



# EDGE CLUB FORMULA 3 SERIES

## RACE 9 - LAP CHART

Lap 11			Lap 12			Lap 13			Lap 14			Lap 15		
No	Behind	Laptime	No	Behind	Laptime	No	Behind	Laptime	No	Behind	Laptime	No	Behind	Laptime
19		56.734	19		58.283	19		56.734	19		1:38.739	19		1:46.459
1	4.238	56.575	1	3.168	57.213	1	2.684	56.250	1	2.898	1:38.953	1	0.976	1:44.537
21	6.522	57.071	21	6.018	57.779	21	6.351	57.067	21	3.586	1:35.974	21	2.891	1:45.764
6	6.742	57.074	6	6.616	58.157	6	6.989	57.107	6	6.193	1:37.943	6	3.773	1:44.039
20	9.354	56.922	20	8.032	56.961	20	8.198	56.900	20	7.521	1:38.062	20	5.706	1:44.644
13	24.454	59.416	13	25.175	59.004	13	27.602	59.161	13	8.431	1:19.568	13	6.609	1:44.637
4	28.403	58.461	4	28.385	58.265	4	30.844	59.193	4	9.435	1:17.330	4	7.553	1:44.577
11	29.241	58.315	11	28.912	57.954	11	31.367	59.189	11	10.613	1:17.985	11	8.340	1:44.186
14	30.878	59.391	14	31.918	59.323	14	34.111	58.927	14	11.517	1:16.145	14	9.070	1:44.012
2	32.968	59.161	2	33.874	59.189	2	36.212	59.072	2	13.463	1:15.990	2	9.781	1:42.777
36	33.626	59.239	36	34.733	59.390	36	37.104	59.105	36	14.207	1:15.842	36	10.398	1:42.650
9	37.572	58.605	9	37.995	58.706	9	40.812	59.551	9	14.668	1:12.595	9	11.072	1:42.863
12	40.550	1:00.125	12	42.315	1:00.048	12	47.011	1:01.430	12	15.553	1:07.281	12	11.989	1:42.895
16	41.357	59.733	16	43.003	59.929	16	47.573	1:01.304	16	42.722	1:33.888	16	36.438	1:40.175
34	50.520	1:00.539	34	52.597	1:00.360	34	1:37.641	1:41.778	34	1:45.315	1:46.413	34	1:03.073	1:04.217

**EDGE CLUB FORMULA 3 SERIES****RACE 9 - LAP CHART**

Lap 16			Lap 17			Lap 18			Lap 19			Lap 20		
No	Behind	Laptime	No	Behind	Laptime	No	Behind	Laptime	No	Behind	Laptime	No	Behind	Laptime
19		1:28.317	19		57.287	19		56.321	19		56.468	19		56.241
1	0.157	1:27.498	1	0.882	58.012	1	1.709	57.148	1	1.827	56.586	1	2.248	56.662
21	0.411	1:25.837	21	1.768	58.644	21	3.001	57.554	6	4.096	57.457	6	5.195	57.340
6	0.719	1:25.263	6	1.928	58.496	6	3.107	57.500	20	4.791	57.662	20	5.701	57.151
20	0.988	1:23.599	20	2.183	58.482	20	3.597	57.735	21	5.270	58.737	21	6.375	57.346
13	1.792	1:23.500	13	2.725	58.220	13	4.153	57.749	13	5.799	58.114	13	6.923	57.365
4	2.219	1:22.983	4	3.541	58.609	4	4.877	57.657	4	6.389	57.980	11	8.477	57.745
11	3.338	1:23.315	11	4.304	58.253	11	5.657	57.674	11	6.973	57.784	4	8.860	58.712
14	3.721	1:22.968	14	5.006	58.572	14	6.635	57.950	14	8.650	58.483	14	10.923	58.514
2	4.285	1:22.821	2	6.252	59.254	2	8.411	58.480	2	10.599	58.656	2	12.985	58.627
36	4.529	1:22.448	36	6.959	59.717	9	10.056	59.221	9	11.501	57.913	9	13.244	57.984
9	5.035	1:22.280	9	7.156	59.408	36	10.824	1:00.186	36	13.496	59.140	36	16.991	59.736
12	5.318	1:21.646	12	7.933	59.902	12	11.328	59.716	12	14.864	1:00.004	12	18.618	59.995
34	36.055	1:01.299	34	40.010	1:01.242	34	45.057	1:01.368	34	49.473	1:00.884	34	53.991	1:00.759
16	41.088	1:32.967												

# EDGE CLUB FORMULA 3 SERIES

## RACE 9 - LAP CHART

Lap 21			Lap 22			Lap 23			Lap 24			Lap 25		
No	Behind	Laptime	No	Behind	Laptime	No	Behind	Laptime	No	Behind	Laptime	No	Behind	Laptime
19		56.463	19		56.371	19		56.714	19		56.962	19		56.630
1	2.718	56.933	34	1 LAP	1:00.985	1	3.076	56.933	1	2.550	56.436	1	2.148	56.228
6	5.620	56.888	1	2.857	56.510	6	6.619	56.650	6	6.929	57.272	6	7.985	57.686
20	5.945	56.707	6	6.683	57.434	34	1 LAP	1:01.560	21	9.235	57.249	21	9.504	56.899
21	6.718	56.806	21	8.139	57.792	21	8.948	57.523	13	11.561	57.899	13	12.857	57.926
13	7.324	56.864	13	9.579	58.626	13	10.624	57.759	34	1 LAP	1:02.984	11	15.772	58.784
11	9.475	57.461	11	11.025	57.921	11	12.090	57.779	11	13.618	58.490	4	15.987	58.852
4	10.337	57.940	4	11.860	57.894	4	12.836	57.690	4	13.765	57.891	34	1 LAP	1:02.297
14	12.592	58.132	14	15.758	59.537	14	18.380	59.336	14	20.848	59.430	14	23.501	59.283
2	15.128	58.606	2	18.119	59.362	2	20.320	58.915	2	22.027	58.669	2	24.196	58.799
9	15.357	58.576	9	18.451	59.465	9	20.995	59.258	9	22.945	58.912	9	25.412	59.097
16	4 LAPS	4:22.592	20	24.022	1:14.448	20	24.881	57.573	20	25.998	58.079	20	26.299	56.931
36	21.020	1:00.492	36	24.616	59.967	36	27.469	59.567	36	30.741	1:00.234	36	34.755	1:00.644
12	21.716	59.561	16	4 LAPS	1:01.272	12	30.044	1:00.098	12	34.492	1:01.410	12	38.503	1:00.641
			12	26.660	1:01.315	16	4 LAPS	1:14.966	16	4 LAPS	1:00.486	16	4 LAPS	1:00.028

# CARPHONE WAREHOUSE NETWORKS CLUB FORMULA FORD MS

## QUALIFYING RACE 3 - CLASSIFICATION

POS	NO	CL	NAME	ENTRY	TIME	ON	LAPS	GAP	DIFF	MPH
1	11	A	David GRADY	Van Diemen RF02	1:03.780	13	13			92.51
2	85	A	Dave CONNOR	Van Diemen RF03	1:04.013	14	14	0.233	0.233	92.17
3	89	C	Peter DALY	Van Diemen RF89	1:04.503	13	13	0.723	0.490	91.47
4	7	A	Gaius GHINN	Van Diemen RF00	1:04.828	10	14	1.048	0.325	91.01
5	51	B	Andrew AMES	Swift SC93K	1:04.873	10	14	1.093	0.045	90.95
6	25	B	Nigel DOE	Van Diemen RF90	1:04.901	13	13	1.121	0.028	90.91
7	33	A	Matthew PARR	Van Diemen RF01	1:05.143	13	13	1.363	0.242	90.57
8	5	A	Adam QUARTERMAINE	Van Diemen RF99	1:05.396	10	14	1.616	0.253	90.22
9	4	B	Paul MASON	Swift SC94	1:05.514	11	13	1.734	0.118	90.06
10	61	A	Will SCHRYVER	Van Diemen RF99	1:05.761	12	13	1.981	0.247	89.72
11	15	A	Jose MARIA	Ray GRS07	1:05.932	12	13	2.152	0.171	89.49
12	50	C	Julian HEAP	Reynard FF89	1:06.093	11	13	2.313	0.161	89.27
13	44	A	Jim MORRIS	Van Diemen RF05	1:06.099	8	11	2.319	0.006	89.26
14	13	E	Stuart KESTENBAUM	Van Diemen RF79	1:06.305	9	13	2.525	0.206	88.98
15	36	B	Pete BOOKER	Swift SC95K	1:06.794	13	13	3.014	0.489	88.33
16	20	B	Perry MOBBS	Vector SC95	1:07.865	12	12	4.085	1.071	86.94
17	98	C	Lorna VICKERS	Van Diemen RF89	1:08.567	12	12	4.787	0.702	86.05
18	45	A	Ankit LOVE	Van Diemen RF96	1:12.400	8	12	8.620	3.833	81.49

Car 45 Please Check transponder

Weather / Track : Cloudy / Dry

These results are provisional until the conclusion of any judicial and technical matters.

Silverstone National  
Circuit Length = 1.6390 miles  
Start: 10:02 End: 10:19

Clerk of Course :		Timekeeper :
-------------------	--	--------------

**CARPHONE WAREHOUSE NETWORKS CLUB FORMULA FORD MS  
QUALIFYING RACE 3 - LAP ANALYSIS**

<b>4</b>	<b>Paul MASON</b>		<b>Swift SC94</b>				
1 -	1:16.554	+ 11.040	10:04:11.860	8 -	1:06.326	+ 0.812	10:12:10.811
2 -	1:11.721	+ 6.207	10:05:23.581	9 -	1:06.077	+ 0.563	10:13:16.888
3 -	1:09.416	+ 3.902	10:06:32.997	10 -	1:05.882	+ 0.368	10:14:22.770
4 -	1:09.013	+ 3.499	10:07:42.010	11 -	<b>1:05.514</b>		<b>10:15:28.284</b>
5 -	1:07.265	+ 1.751	10:08:49.275	12 -	1:06.550	+ 1.036	10:16:34.834
6 -	1:08.446	+ 2.932	10:09:57.721	13 -	1:21.636 P	+ 16.122	10:17:56.470
7 -	1:06.764	+ 1.250	10:11:04.485				
<b>5</b>	<b>Adam QUARTERMAINE</b>		<b>Van Diemen RF99</b>				
1 -	1:09.553	+ 4.157	10:03:55.470	8 -	1:05.730	+ 0.334	10:11:42.191
2 -	1:06.874	+ 1.478	10:05:02.344	9 -	1:06.218	+ 0.822	10:12:48.409
3 -	1:07.574	+ 2.178	10:06:09.918	10 -	<b>1:05.396</b>		<b>10:13:53.805</b>
4 -	1:06.980	+ 1.584	10:07:16.898	11 -	1:06.290	+ 0.894	10:15:00.095
5 -	1:05.724	+ 0.328	10:08:22.622	12 -	1:07.501	+ 2.105	10:16:07.596
6 -	1:07.874	+ 2.478	10:09:30.496	13 -	1:05.833	+ 0.437	10:17:13.429
7 -	1:05.965	+ 0.569	10:10:36.461	14 -	1:05.877	+ 0.481	10:18:19.306
<b>7</b>	<b>Gaius GHINN</b>		<b>Van Diemen RF00</b>				
1 -	1:09.846	+ 5.018	10:03:58.086	8 -	1:06.090	+ 1.262	10:11:43.969
2 -	1:08.412	+ 3.584	10:05:06.498	9 -	1:06.033	+ 1.205	10:12:50.002
3 -	1:06.903	+ 2.075	10:06:13.401	10 -	<b>1:04.828</b>		<b>10:13:54.830</b>
4 -	1:06.651	+ 1.823	10:07:20.052	11 -	1:05.440	+ 0.612	10:15:00.270
5 -	1:06.402	+ 1.574	10:08:26.454	12 -	1:05.522	+ 0.694	10:16:05.792
6 -	1:05.584	+ 0.756	10:09:32.038	13 -	1:04.918	+ 0.090	10:17:10.710
7 -	1:05.841	+ 1.013	10:10:37.879	14 -	1:05.052	+ 0.224	10:18:15.762
<b>11</b>	<b>David GRADY</b>		<b>Van Diemen RF02</b>				
1 -	1:18.459	+ 14.679	10:04:34.054	8 -	1:04.932	+ 1.152	10:12:15.194
2 -	1:07.605	+ 3.825	10:05:41.659	9 -	1:04.468	+ 0.688	10:13:19.662
3 -	1:07.491	+ 3.711	10:06:49.150	10 -	1:04.705	+ 0.925	10:14:24.367
4 -	1:05.555	+ 1.775	10:07:54.705	11 -	1:04.549	+ 0.769	10:15:28.916
5 -	1:05.116	+ 1.336	10:08:59.821	12 -	1:04.215	+ 0.435	10:16:33.131
6 -	1:05.477	+ 1.697	10:10:05.298	13 -	<b>1:03.780</b>		<b>10:17:36.911</b>
7 -	1:04.964	+ 1.184	10:11:10.262				
<b>13</b>	<b>Stuart KESTENBAUM</b>		<b>Van Diemen RF79</b>				
1 -	1:11.280	+ 4.975	10:04:05.341	8 -	1:08.241	+ 1.936	10:12:16.085
2 -	1:08.797	+ 2.492	10:05:14.138	9 -	<b>1:06.305</b>		<b>10:13:22.390</b>
3 -	1:09.606	+ 3.301	10:06:23.744	10 -	1:07.103	+ 0.798	10:14:29.493
4 -	1:08.618	+ 2.313	10:07:32.362	11 -	1:06.882	+ 0.577	10:15:36.375
5 -	1:08.252	+ 1.947	10:08:40.614	12 -	1:07.126	+ 0.821	10:16:43.501
6 -	1:18.929	+ 12.624	10:09:59.543	13 -	1:07.674	+ 1.369	10:17:51.175
7 -	1:08.301	+ 1.996	10:11:07.844				
<b>15</b>	<b>Jose MARIA</b>		<b>Ray GRS07</b>				
1 -	1:13.830	+ 7.898	10:04:09.750	8 -	1:06.658	+ 0.726	10:12:08.353
2 -	1:10.857	+ 4.925	10:05:20.607	9 -	1:06.610	+ 0.678	10:13:14.963
3 -	1:10.072	+ 4.140	10:06:30.679	10 -	1:06.675	+ 0.743	10:14:21.638
4 -	1:08.527	+ 2.595	10:07:39.206	11 -	1:07.484	+ 1.552	10:15:29.122
5 -	1:08.010	+ 2.078	10:08:47.216	12 -	<b>1:05.932</b>		<b>10:16:35.054</b>
6 -	1:07.908	+ 1.976	10:09:55.124	13 -	1:07.010	+ 1.078	10:17:42.064
7 -	1:06.571	+ 0.639	10:11:01.695				
<b>20</b>	<b>Perry MOBBS</b>		<b>Vector SC95</b>				
1 -	1:21.419	+ 13.554	10:04:20.456	7 -	1:09.598	+ 1.733	10:11:30.620
2 -	1:13.878	+ 6.013	10:05:34.334	8 -	1:09.841	+ 1.976	10:12:40.461
3 -	1:12.811	+ 4.946	10:06:47.145	9 -	1:09.980	+ 2.115	10:13:50.441
4 -	1:11.751	+ 3.886	10:07:58.896	10 -	1:10.713	+ 2.848	10:15:01.154
5 -	1:11.225	+ 3.360	10:09:10.121	11 -	1:09.235	+ 1.370	10:16:10.389
6 -	1:10.901	+ 3.036	10:10:21.022	12 -	<b>1:07.865</b>		<b>10:17:18.254</b>

Silverstone National  
Circuit Length = 1.6390 miles  
Start: 10:02 End: 10:19

# CARPHONE WAREHOUSE NETWORKS CLUB FORMULA FORD MS

## QUALIFYING RACE 3 - LAP ANALYSIS

<b>25</b>	<b>Nigel DOE</b>		Van Diemen RF90				
1 -	1:11.381	+ 6.480	10:04:01.796	8 -	1:06.597	+ 1.696	10:11:59.205
2 -	1:08.425	+ 3.524	10:05:10.221	9 -	1:06.101	+ 1.200	10:13:05.306
3 -	1:07.075	+ 2.174	10:06:17.296	10 -	1:06.839	+ 1.938	10:14:12.145
4 -	1:06.941	+ 2.040	10:07:24.237	11 -	1:05.756	+ 0.855	10:15:17.901
5 -	1:05.971	+ 1.070	10:08:30.208	12 -	1:05.867	+ 0.966	10:16:23.768
6 -	1:16.308	+ 11.407	10:09:46.516	13 -	<b>1:04.901</b>		<b>10:17:28.669</b>
7 -	1:06.092	+ 1.191	10:10:52.608				
<b>33</b>	<b>Matthew PARR</b>		Van Diemen RF01				
1 -	1:10.899	+ 5.756	10:04:00.302	8 -	1:06.094	+ 0.951	10:11:46.550
2 -	1:08.032	+ 2.889	10:05:08.334	9 -	1:05.724	+ 0.581	10:12:52.274
3 -	1:07.088	+ 1.945	10:06:15.422	10 -	1:05.297	+ 0.154	10:13:57.571
4 -	1:06.225	+ 1.082	10:07:21.647	11 -	1:05.708	+ 0.565	10:15:03.279
5 -	1:06.218	+ 1.075	10:08:27.865	12 -	1:06.229	+ 1.086	10:16:09.508
6 -	1:06.489	+ 1.346	10:09:34.354	13 -	<b>1:05.143</b>		<b>10:17:14.651</b>
7 -	1:06.102	+ 0.959	10:10:40.456				
<b>36</b>	<b>Pete BOOKER</b>		Swift SC95K				
1 -	1:14.090	+ 7.296	10:04:07.117	8 -	1:07.999	+ 1.205	10:12:14.732
2 -	1:13.276	+ 6.482	10:05:20.393	9 -	1:07.250	+ 0.456	10:13:21.982
3 -	1:10.054	+ 3.260	10:06:30.447	10 -	1:08.618	+ 1.824	10:14:30.600
4 -	1:10.193	+ 3.399	10:07:40.640	11 -	1:07.600	+ 0.806	10:15:38.200
5 -	1:08.397	+ 1.603	10:08:49.037	12 -	1:07.988	+ 1.194	10:16:46.188
6 -	1:08.379	+ 1.585	10:09:57.416	13 -	<b>1:06.794</b>		<b>10:17:52.982</b>
7 -	1:09.317	+ 2.523	10:11:06.733				
<b>44</b>	<b>Jim MORRIS</b>		Van Diemen RF05				
1 -	1:20.615	+ 14.516	10:04:17.878	7 -	1:07.249	+ 1.150	10:11:17.154
2 -	1:12.408	+ 6.309	10:05:30.286	8 -	<b>1:06.099</b>		<b>10:12:23.253</b>
3 -	1:10.711	+ 4.612	10:06:40.997	9 -	1:06.667	+ 0.568	10:13:29.920
4 -	1:08.543	+ 2.444	10:07:49.540	10 -	1:06.671	+ 0.572	10:14:36.591
5 -	1:07.629	+ 1.530	10:08:57.169	11 -	1:23.201 P	+ 17.102	10:15:59.792
6 -	1:12.736	+ 6.637	10:10:09.905				
<b>45</b>	<b>Ankit LOVE</b>		Van Diemen RF96				
1 -	1:24.511	+ 12.111	10:04:20.431	7 -	1:13.361	+ 0.961	10:12:00.162
2 -	1:19.100	+ 6.700	10:05:39.531	8 -	<b>1:12.400</b>		<b>10:13:12.562</b>
3 -	1:16.831	+ 4.431	10:06:56.362	9 -	1:14.072	+ 1.672	10:14:26.634
4 -	1:17.139	+ 4.739	10:08:13.501	10 -	1:13.215	+ 0.815	10:15:39.849
5 -	1:17.752	+ 5.352	10:09:31.253	11 -	1:13.884	+ 1.484	10:16:53.733
6 -	1:15.548	+ 3.148	10:10:46.801	12 -	1:14.648	+ 2.248	10:18:08.381
<b>50</b>	<b>Julian HEAP</b>		Reynard FF89				
1 -	1:13.769	+ 7.676	10:04:03.406	8 -	1:06.689	+ 0.596	10:12:05.519
2 -	1:08.204	+ 2.111	10:05:11.610	9 -	1:07.042	+ 0.949	10:13:12.561
3 -	1:07.486	+ 1.393	10:06:19.096	10 -	1:07.220	+ 1.127	10:14:19.781
4 -	1:17.280	+ 11.187	10:07:36.376	11 -	<b>1:06.093</b>		<b>10:15:25.874</b>
5 -	1:07.267	+ 1.174	10:08:43.643	12 -	1:06.644	+ 0.551	10:16:32.518
6 -	1:08.549	+ 2.456	10:09:52.192	13 -	1:06.728	+ 0.635	10:17:39.246
7 -	1:06.638	+ 0.545	10:10:58.830				
<b>51</b>	<b>Andrew AMES</b>		Swift SC93K				
1 -	1:09.580	+ 4.707	10:03:56.132	8 -	1:05.859	+ 0.986	10:11:40.278
2 -	1:07.670	+ 2.797	10:05:03.802	9 -	1:10.611	+ 5.738	10:12:50.889
3 -	1:06.351	+ 1.478	10:06:10.153	10 -	<b>1:04.873</b>		<b>10:13:55.762</b>
4 -	1:06.326	+ 1.453	10:07:16.479	11 -	1:06.167	+ 1.294	10:15:01.929
5 -	1:05.392	+ 0.519	10:08:21.871	12 -	1:05.802	+ 0.929	10:16:07.731
6 -	1:06.009	+ 1.136	10:09:27.880	13 -	1:04.971	+ 0.098	10:17:12.702
7 -	1:06.539	+ 1.666	10:10:34.419	14 -	1:45.446 P	+ 40.573	10:18:58.148
<b>61</b>	<b>Will SCHRYVER</b>		Van Diemen RF99				
1 -	1:20.223	+ 14.462	10:04:18.417	8 -	1:06.381	+ 0.620	10:12:19.042

Silverstone National  
Circuit Length = 1.6390 miles  
Start: 10:02 End: 10:19


**CARPHONE WAREHOUSE NETWORKS CLUB FORMULA FORD MS  
QUALIFYING RACE 3 - LAP ANALYSIS**

2 -	1:12.158	+ 6.397	10:05:30.575	9 -	1:07.297	+ 1.536	10:13:26.339
3 -	1:09.704	+ 3.943	10:06:40.279	10 -	1:05.850	+ 0.089	10:14:32.189
4 -	1:08.506	+ 2.745	10:07:48.785	11 -	1:06.607	+ 0.846	10:15:38.796
5 -	1:07.583	+ 1.822	10:08:56.368	12 -	<b>1:05.761</b>		<b>10:16:44.557</b>
6 -	1:09.250	+ 3.489	10:10:05.618	13 -	1:05.953	+ 0.192	10:17:50.510
7 -	1:07.043	+ 1.282	10:11:12.661				
<b>85</b>	<b>Dave CONNOR</b>			Van Diemen RF03			
1 -	1:09.525	+ 5.512	10:03:56.417	8 -	1:06.140	+ 2.127	10:11:40.924
2 -	1:06.898	+ 2.885	10:05:03.315	9 -	1:05.787	+ 1.774	10:12:46.711
3 -	1:06.198	+ 2.185	10:06:09.513	10 -	1:05.243	+ 1.230	10:13:51.954
4 -	1:05.589	+ 1.576	10:07:15.102	11 -	1:04.990	+ 0.977	10:14:56.944
5 -	1:05.885	+ 1.872	10:08:20.987	12 -	1:04.636	+ 0.623	10:16:01.580
6 -	1:07.698	+ 3.685	10:09:28.685	13 -	1:04.485	+ 0.472	10:17:06.065
7 -	1:06.099	+ 2.086	10:10:34.784	14 -	<b>1:04.013</b>		<b>10:18:10.078</b>
<b>89</b>	<b>Peter DALY</b>			Van Diemen RF89			
1 -	1:13.935	+ 9.432	10:04:11.228	8 -	1:05.256	+ 0.753	10:12:00.161
2 -	1:09.490	+ 4.987	10:05:20.718	9 -	1:05.215	+ 0.712	10:13:05.376
3 -	1:07.751	+ 3.248	10:06:28.469	10 -	1:05.044	+ 0.541	10:14:10.420
4 -	1:06.372	+ 1.869	10:07:34.841	11 -	1:04.770	+ 0.267	10:15:15.190
5 -	1:06.128	+ 1.625	10:08:40.969	12 -	1:04.791	+ 0.288	10:16:19.981
6 -	1:08.887	+ 4.384	10:09:49.856	13 -	<b>1:04.503</b>		<b>10:17:24.484</b>
7 -	1:05.049	+ 0.546	10:10:54.905				
<b>98</b>	<b>Lorna VICKERS</b>			Van Diemen RF89			
1 -	1:20.383	+ 11.816	10:04:19.401	7 -	1:09.806	+ 1.239	10:11:33.312
2 -	1:17.121	+ 8.554	10:05:36.522	8 -	1:10.032	+ 1.465	10:12:43.344
3 -	1:13.279	+ 4.712	10:06:49.801	9 -	1:09.706	+ 1.139	10:13:53.050
4 -	1:12.080	+ 3.513	10:08:01.881	10 -	1:10.098	+ 1.531	10:15:03.148
5 -	1:10.632	+ 2.065	10:09:12.513	11 -	1:08.949	+ 0.382	10:16:12.097
6 -	1:10.993	+ 2.426	10:10:23.506	12 -	<b>1:08.567</b>		<b>10:17:20.664</b>

Silverstone National  
Circuit Length = 1.6390 miles  
Start: 10:02 End: 10:19

# CARPHONE WAREHOUSE NETWORKS CLUB FORMULA FORD MS

## RACE 3 - GRID

ROW 9	1:12.400 45 Ankit LOVE	1:08.567 98 Lorna VICKERS
ROW 8	1:07.865 20 Perry MOBBS	1:06.794 36 Pete BOOKER
ROW 7	1:06.305 13 Stuart KESTENBAUM	1:06.099 44 Jim MORRIS
ROW 6	1:06.093 50 Julian HEAP	1:05.932 15 Jose MARIA
ROW 5	1:05.761 61 Will SCHRYVER	1:05.514 4 Paul MASON
ROW 4	1:05.396 5 Adam QUARTERMAINE	1:05.143 33 Matthew PARR
ROW 3	1:04.901 25 Nigel DOE	1:04.873 51 Andrew AMES
ROW 2	1:04.828 7 Gaius GHINN	1:04.503 89 Peter DALY
ROW 1	1:04.013 85 Dave CONNOR	1:03.780 11 David GRADY
<b>Pole</b>		
		

Silverstone National  
Circuit Length = 1.6390 miles

**These results are provisional until the conclusion of any judicial and technical matters.**

Clerk of Course :		Timekeeper :
-------------------	--	--------------



# CARPHONE WAREHOUSE NETWORKS CLUB FORMULA FORD MS

## RACE 3 - CLASSIFICATION

POS	NO	CL	NAME	ENTRY	LAPS	TIME	GAP	DIFF	MPH	BEST	ON
1	11	A	David GRADY	Van Diemen RF02	19	20:31.929			91.00	1:03.730	9
2	85	A	Dave CONNOR	Van Diemen RF03	19	20:32.185	0.256	0.256	90.98	1:03.683	9
3	7	A	Gaius GHINN	Van Diemen RF00	19	20:43.251	11.322	11.066	90.17	1:04.450	5
4	51	B	Andrew AMES	Swift SC93K	19	20:44.550	12.621	1.299	90.07	1:04.261	8
5	89	C	Peter DALY	Van Diemen RF89	19	20:44.626	12.697	0.076	90.07	1:04.483	15
6	33	A	Matthew PARR	Van Diemen RF01	19	20:49.716	17.787	5.090	89.70	1:04.540	9
7	25	B	Nigel DOE	Van Diemen RF90	19	21:05.070	33.141	15.354	88.61	1:05.223	15
8	13	E	Stuart KESTENBAUM	Van Diemen RF79	19	21:05.768	33.839	0.698	88.56	1:05.088	15
9	50	C	Julian HEAP	Reynard FF89	19	21:13.306	41.377	7.538	88.04	1:05.422	7
10	20	B	Perry MOBBS	Vector SC95	18	20:41.400	1 lap	1 lap	85.55	1:07.520	18
11	98	C	Lorna VICKERS	Van Diemen RF89	18	20:45.718	1 lap	4.318	85.25	1:07.212	17
12	36	B	Pete BOOKER	Swift SC95K	18	20:46.189	1 lap	0.471	85.22	1:06.455	5
13	61	A	Will SCHRYVER	Van Diemen RF99	18	20:54.722	1 lap	8.533	84.64	1:04.413	16

### NOT CLASSIFIED

DNF	4	B	Paul MASON	Swift SC94	11	12:10.986	8 laps	7 laps	88.78	1:04.630	8
DNF	44	A	Jim MORRIS	Van Diemen RF05	12	14:05.973	7 laps	0.000	83.69	1:05.675	9
DNF	5	A	Adam QUARTERMAINE	Van Diemen RF99	6	7:07.604	13 laps	6 laps	82.79	1:05.893	4
DNF	45	A	Ankit LOVE	Van Diemen RF96	4	5:40.348	15 laps	2 laps	69.34	1:16.300	2
DNF	15	A	Jose MARIA	Ray GRS07	2	2:25.042	17 laps	2 laps	81.36	1:06.932	2

### FASTEST LAP

51	B	Andrew AMES	Swift SC93K	8	1:04.261	91.81 mph	147.76 kph
85	A	Dave CONNOR	Van Diemen RF03	9	1:03.683	92.65 mph	149.10 kph
13	E	Stuart KESTENBAUM	Van Diemen RF79	15	1:05.088	90.65 mph	145.89 kph
89	C	Peter DALY	Van Diemen RF89	15	1:04.483	91.50 mph	147.25 kph

Weather / Track : Bright / Dry

These results are provisional until the conclusion of any judicial and technical matters.

Silverstone National  
Circuit Length = 1.6390 miles  
Start: 14:29 End: 14:51

Clerk of Course :

Timekeeper :

# CARPHONE WAREHOUSE NETWORKS CLUB FORMULA FORD MS

## RACE 3 - LAP CHART

Lap 1			Lap 2			Lap 3			Lap 4			Lap 5		
No	Behind	Laptime	No	Behind	Laptime	No	Behind	Laptime	No	Behind	Laptime	No	Behind	Laptime
11		1:08.542	11		1:04.699	11		1:04.437	11		1:04.754	11		1:04.404
85	0.295	1:08.404	85	0.932	1:05.336	85	1.025	1:04.530	85	0.624	1:04.353	85	0.467	1:04.247
7	1.632	1:09.081	7	2.765	1:05.832	7	3.426	1:05.098	89	4.066	1:05.074	89	4.207	1:04.545
89	2.047	1:09.945	89	3.016	1:05.668	89	3.746	1:05.167	7	4.629	1:05.957	7	4.675	1:04.450
33	2.627	1:09.158	51	3.420	1:05.359	51	4.181	1:05.198	51	5.214	1:05.787	51	5.803	1:04.993
51	2.760	1:09.150	33	4.251	1:06.323	33	5.320	1:05.506	33	6.597	1:06.031	33	7.905	1:05.712
4	4.223	1:10.135	61	1 LAP	1:19.851	4	7.002	1:05.607	4	7.840	1:05.592	45	1 LAP	1:31.686 P
5	4.622	1:10.704	4	5.832	1:06.308	5	8.086	1:06.258	5	9.225	1:05.893	4	8.691	1:05.255
15	4.744	1:10.075	5	6.265	1:06.342	61	1 LAP	1:07.637	61	1 LAP	1:05.882	5	12.262	1:07.441
50	5.549	1:10.712	15	6.977	1:06.932	25	10.583	1:06.800	25	12.072	1:06.243	61	1 LAP	1:07.393
25	5.871	1:12.374	50	7.397	1:06.547	50	11.462	1:08.502	50	13.045	1:06.337	25	14.393	1:06.725
13	6.125	1:11.495	25	8.220	1:07.048	13	12.074	1:07.825	13	13.163	1:05.843	13	15.181	1:06.422
20	6.577	1:11.295	13	8.686	1:07.260	44	14.950	1:08.260	44	17.331	1:07.135	50	16.276	1:07.635
44	7.239	1:12.326	20	10.630	1:08.752	20	15.796	1:09.603	36	19.057	1:07.424	44	19.007	1:06.080
36	8.862	1:13.192	44	11.127	1:08.587	36	16.387	1:07.996	20	20.251	1:09.209	36	21.108	1:06.455
98	9.123	1:13.399	36	12.828	1:08.665	98	21.530	1:11.008	98	26.820	1:10.044	20	24.818	1:08.971
45	17.620	1:21.895	98	14.959	1:10.535	45	46.160	1:21.376				98	31.884	1:09.468
			45	29.221	1:16.300									

# CARPHONE WAREHOUSE NETWORKS CLUB FORMULA FORD MS

## RACE 3 - LAP CHART

Lap 6			Lap 7			Lap 8			Lap 9			Lap 10		
No	Behind	Laptime	No	Behind	Laptime	No	Behind	Laptime	No	Behind	Laptime	No	Behind	Laptime
11		1:04.097	11		1:04.594	11		1:04.172	11		1:03.730	11		1:03.789
85	0.147	1:03.777	85	0.213	1:04.660	85	0.298	1:04.257	85	0.251	1:03.683	85	0.337	1:03.875
89	4.642	1:04.532	7	4.931	1:04.456	7	5.498	1:04.739	7	6.732	1:04.964	7	7.562	1:04.619
7	5.069	1:04.491	89	5.150	1:05.102	89	5.916	1:04.938	89	7.018	1:04.832	89	7.870	1:04.641
51	6.299	1:04.593	51	6.502	1:04.797	51	6.591	1:04.261	51	7.584	1:04.723	51	8.349	1:04.554
33	9.012	1:05.204	33	9.686	1:05.268	33	10.229	1:04.715	33	11.039	1:04.540	33	12.112	1:04.862
4	9.569	1:04.975	4	9.950	1:04.975	4	10.408	1:04.630	4	11.549	1:04.871	4	12.461	1:04.701
61	1 LAP	1:06.371	61	1 LAP	1:05.409	61	1 LAP	1:04.836	61	1 LAP	1:04.971	61	1 LAP	1:04.830
13	16.463	1:05.379	13	17.614	1:05.745	13	19.264	1:05.822	13	21.087	1:05.553	13	23.459	1:06.161
25	17.259	1:06.963	25	18.701	1:06.036	25	20.174	1:05.645	25	22.269	1:05.825	25	24.332	1:05.852
50	18.076	1:05.897	50	18.904	1:05.422	50	21.532	1:06.800	50	23.835	1:06.033	50	25.737	1:05.691
44	21.152	1:06.242	44	22.708	1:06.150	44	24.664	1:06.128	44	26.609	1:05.675	44	28.994	1:06.174
36	23.834	1:06.823	20	32.542	1:08.027	20	36.406	1:08.036	20	40.670	1:07.994	20	44.503	1:07.622
20	29.109	1:08.388	36	38.024	1:18.784	36	40.861	1:07.009	36	44.585	1:07.454	36	48.487	1:07.691
5	31.847	1:23.682	98	40.661	1:08.634	98	44.642	1:08.153	98	48.632	1:07.720	98	52.382	1:07.539
98	36.621	1:08.834												


**CARPHONE WAREHOUSE NETWORKS CLUB FORMULA FORD MS  
RACE 3 - LAP CHART**

Lap 11			Lap 12			Lap 13			Lap 14			Lap 15		
No	Behind	Laptime	No	Behind	Laptime	No	Behind	Laptime	No	Behind	Laptime	No	Behind	Laptime
11		1:04.042	11		1:04.713	85		1:04.948	11		1:04.040	11		1:04.674
85	0.078	1:03.783	85	0.132	1:04.767	44	1 LAP	1:38.314 P	85	0.067	1:04.441	85	0.154	1:04.761
7	8.631	1:05.111	7	8.900	1:04.982	11	0.334	1:05.414	7	8.955	1:04.543	7	8.818	1:04.537
89	8.914	1:05.086	89	9.215	1:05.014	7	8.786	1:04.966	89	9.240	1:04.632	89	9.049	1:04.483
51	9.099	1:04.792	51	9.606	1:05.220	89	8.982	1:04.847	51	9.717	1:04.710	51	9.658	1:04.615
33	13.005	1:04.935	33	13.215	1:04.923	51	9.381	1:04.855	33	13.796	1:04.982	33	14.071	1:04.949
4	14.902	1:06.483	61	1 LAP	1:06.077	33	13.188	1:05.053	61	1 LAP	1:04.898	61	1 LAP	1:04.493
61	1 LAP	1:04.679	25	26.235	1:05.404	61	1 LAP	1:05.213	25	27.631	1:05.431	25	28.180	1:05.223
25	25.544	1:05.254	13	26.617	1:05.442	25	26.574	1:05.419	13	28.188	1:05.370	13	28.602	1:05.088
13	25.888	1:06.471	50	29.057	1:06.507	13	27.192	1:05.655	50	31.024	1:05.554	50	32.470	1:06.120
50	27.263	1:05.568	20	51.626	1:08.167	50	29.844	1:05.867	20	58.463	1:08.292	20	1:01.978	1:08.189
44	31.575	1:06.623	36	54.975	1:08.108	20	54.545	1:07.999	36	1:00.056	1:07.257	36	1:02.916	1:07.534
20	48.172	1:07.711	98	58.796	1:07.442	36	57.173	1:07.278	98	1:04.654	1:07.765			
36	51.580	1:07.135				98	1:01.263	1:07.547						
98	56.067	1:07.727												

**CARPHONE WAREHOUSE NETWORKS CLUB FORMULA FORD MS  
RACE 3 - LAP CHART**

Lap 16			Lap 17			Lap 18			Lap 19		
No	Behind	Laptime	No	Behind	Laptime	No	Behind	Laptime	No	Behind	Laptime
11		1:04.003	11		1:04.423	11		1:03.938	11		1:04.640
85	0.300	1:04.149	85	0.249	1:04.372	85	0.073	1:03.762	85	0.256	1:04.823
98	1 LAP	1:07.922	36	1 LAP	1:07.964	20	1 LAP	1:07.780	20	1 LAP	1:07.520
7	9.578	1:04.763	20	1 LAP	1:09.197	36	1 LAP	1:09.191	7	11.322	1:04.559
89	9.800	1:04.754	98	1 LAP	1:07.229	98	1 LAP	1:07.212	51	12.621	1:05.406
51	10.126	1:04.471	7	10.110	1:04.955	7	11.403	1:05.231	89	12.697	1:05.347
33	15.241	1:05.173	89	10.253	1:04.876	51	11.855	1:05.320	98	1 LAP	1:08.450
61	1 LAP	1:04.630	51	10.473	1:04.770	89	11.990	1:05.675	36	1 LAP	1:11.193
25	29.746	1:05.569	33	16.023	1:05.205	33	17.265	1:05.180	33	17.787	1:05.162
13	30.338	1:05.739	61	1 LAP	1:04.413	61	1 LAP	1:05.014	61	1 LAP	1:04.694
50	35.377	1:06.910	25	31.070	1:05.747	25	32.451	1:05.319	25	33.141	1:05.330
			13	31.469	1:05.554	13	32.966	1:05.435	13	33.839	1:05.513
			50	37.262	1:06.308	50	39.701	1:06.377	50	41.377	1:06.316

**CARPHONE WAREHOUSE NETWORKS CLUB FORMULA FORD MS  
RACE 10 - GRID**

ROW 9	15 Jose MARIA	45 Ankit LOVE
ROW 8	5 Adam QUARTERMAINE	44 Jim MORRIS
ROW 7	4 Paul MASON	61 Will SCHRYVER
ROW 6	36 Pete BOOKER	98 Lorna VICKERS
ROW 5	20 Perry MOBBS	50 Julian HEAP
ROW 4	13 Stuart KESTENBAUM	25 Nigel DOE
ROW 3	33 Matthew PARR	89 Peter DALY
ROW 2	51 Andrew AMES	7 Gaius GHINN
ROW 1	85 Dave CONNOR	11 David GRADY
<b>Pole</b>		
		

Silverstone National  
Circuit Length = 1.6390 miles

**These results are provisional until the conclusion of any judicial and technical matters.**

Clerk of Course :		Timekeeper :
-------------------	--	--------------

# CARPHONE WAREHOUSE NETWORKS CLUB FORMULA FORD MS

## RACE 10 - CLASSIFICATION

POS	NO	CL	NAME	ENTRY	LAPS	TIME	GAP	DIFF	MPH	BEST	ON
1	11	A	David GRADY	Van Diemen RF02	17	20:16.332			82.46	1:04.678	12
2	89	C	Peter DALY	Van Diemen RF89	17	20:25.204	8.872	8.872	81.86	1:05.146	12
3	33	A	Matthew PARR	Van Diemen RF01	17	20:29.716	13.384	4.512	81.56	1:05.358	12
4	5	A	Adam QUARTERMAINE	Van Diemen RF99	17	20:38.328	21.996	8.612	81.00	1:05.431	13
5	7	A	Gaius GHINN	Van Diemen RF00	17	20:49.179	32.847	10.851	80.29	1:04.966	6
6	13	E	Stuart KESTENBAUM	Van Diemen RF79	17	20:50.936	34.604	1.757	80.18	1:05.333	12
7	44	A	Jim MORRIS	Van Diemen RF05	17	21:10.062	53.730	19.126	78.97	1:05.591	12
8	25	B	Nigel DOE	Van Diemen RF90	17	21:14.407	58.075	4.345	78.70	1:05.710	10
9	98	C	Lorna VICKERS	Van Diemen RF89	17	21:20.611	1:04.279	6.204	78.32	1:06.231	12
10	20	B	Perry MOBBS	Vector SC95	17	21:22.543	1:06.211	1.932	78.20	1:06.828	11
11	4	B	Paul MASON	Swift SC94	17	21:22.844	1:06.512	0.301	78.19	1:05.700	10

### NOT CLASSIFIED

DNF	36	B	Pete BOOKER	Swift SC95K	6	8:02.935	11 laps	11 laps	73.30	1:07.841	6
DNF	51	B	Andrew AMES	Swift SC93K	0	04.205					
DNF	61	A	Will SCHRYVER	Van Diemen RF99	14	18:22.561	3 laps	0.000	74.92	1:04.654	12
DNF	50	C	Julian HEAP	Reynard FF89	14	17:12.301	3 laps		80.02	1:06.633	13

### FASTEST LAP

4	B	Paul MASON	Swift SC94	10	1:05.700	89.80 mph	144.53 kph
61	A	Will SCHRYVER	Van Diemen RF99	12	1:04.654	91.26 mph	146.86 kph
13	E	Stuart KESTENBAUM	Van Diemen RF79	12	1:05.333	90.31 mph	145.34 kph
89	C	Peter DALY	Van Diemen RF89	12	1:05.146	90.57 mph	145.76 kph

Weather / Track : Cloudy / Damp

These results are provisional until the conclusion of any judicial and technical matters.

Silverstone National  
Circuit Length = 1.6390 miles  
Start: 13:13 End: 13:34

Clerk of Course :	Timekeeper :
-------------------	--------------

**CARPHONE WAREHOUSE NETWORKS CLUB FORMULA FORD MS  
RACE 10 - LAP CHART**

Lap 1			Lap 2			Lap 3			Lap 4			Lap 5		
No	Behind	Laptime	No	Behind	Laptime	No	Behind	Laptime	No	Behind	Laptime	No	Behind	Laptime
11		1:07.636	11		1:05.599	11		1:42.851	11		1:40.792	11		1:04.915
7	0.873	1:07.586	7	0.577	1:05.303	7	0.983	1:43.257	7	0.575	1:40.384	7	1.490	1:05.830
89	2.562	1:09.069	89	2.708	1:05.745	89	1.665	1:41.808	89	0.872	1:39.999	33	2.787	1:06.340
33	3.934	1:09.341	33	4.715	1:06.380	33	3.102	1:41.238	33	1.362	1:39.052	89	2.885	1:06.928
13	4.081	1:09.634	13	5.286	1:06.804	13	3.847	1:41.412	13	1.910	1:38.855	13	3.536	1:06.541
25	4.849	1:10.542	25	5.919	1:06.669	25	4.971	1:41.903	25	2.565	1:38.386	5	4.013	1:05.828
50	5.485	1:10.556	4	7.101	1:06.966	4	5.277	1:41.027	4	2.701	1:38.216	4	4.493	1:06.707
4	5.734	1:09.832	5	7.439	1:07.209	5	6.193	1:41.605	5	3.100	1:37.699	25	5.093	1:07.443
5	5.829	1:09.305	50	8.636	1:08.750	50	7.008	1:41.223	50	3.636	1:37.420	50	6.282	1:07.561
20	6.815	1:11.467	20	9.540	1:08.324	20	7.526	1:40.837	20	4.433	1:37.699	20	7.569	1:08.051
98	7.095	1:11.532	44	11.318	1:09.509	44	8.442	1:39.975	44	6.123	1:38.473	44	7.857	1:06.649
44	7.408	1:11.114	36	13.401	1:10.604	36	10.052	1:39.502	36	6.745	1:37.485	61	8.587	1:06.334
36	8.396	1:12.436	61	13.677	1:07.111	61	10.817	1:39.991	61	7.168	1:37.143	36	10.579	1:08.749
61	12.165	1:15.640	98	18.329	1:16.833	98	11.497	1:36.019	98	8.359	1:37.654	98	11.294	1:07.850



**CARPHONE WAREHOUSE NETWORKS CLUB FORMULA FORD MS  
RACE 10 - LAP CHART**

Lap 6			Lap 7			Lap 8			Lap 9			Lap 10		
No	Behind	Laptime	No	Behind	Laptime	No	Behind	Laptime	No	Behind	Laptime	No	Behind	Laptime
11		1:04.834	11		1:05.345	11		1:06.061	11		1:05.391	11		1:05.250
7	1.622	1:04.966	7	2.120	1:05.843	33	4.635	1:06.388	5	6.171	1:06.204	33	7.584	1:06.013
33	3.566	1:05.613	33	4.308	1:06.087	89	5.155	1:06.803	33	6.821	1:07.577	5	7.834	1:06.913
89	3.755	1:05.704	89	4.413	1:06.003	5	5.358	1:06.282	89	7.058	1:07.294	89	7.941	1:06.133
5	4.901	1:05.722	5	5.137	1:05.581	13	10.641	1:09.094	13	13.383	1:08.133	13	15.332	1:07.199
13	5.468	1:06.766	13	7.608	1:07.485	7	14.576	1:18.517	7	15.204	1:06.019	7	15.539	1:05.585
4	5.570	1:05.911	25	8.224	1:06.973	50	15.141	1:10.441	61	17.719	1:06.951	61	18.270	1:05.801
25	6.596	1:06.337	50	10.761	1:07.537	44	15.868	1:09.717	50	17.870	1:08.120	44	19.517	1:06.476
50	8.569	1:07.121	44	12.212	1:06.902	61	16.159	1:08.790	44	18.291	1:07.814	50	19.934	1:07.314
44	10.655	1:07.632	61	13.430	1:07.520	20	17.751	1:09.592	25	20.117	1:07.122	25	20.577	1:05.710
20	11.111	1:08.376	20	14.220	1:08.454	25	18.386	1:16.223	4	20.599	1:06.801	4	21.049	1:05.700
61	11.255	1:07.502	4	16.366	1:16.141	4	19.189	1:08.884	20	21.679	1:09.319	98	23.686	1:07.099
36	13.586	1:07.841	98	17.166	1:08.401	98	19.652	1:08.547	98	21.837	1:07.576	20	24.228	1:07.799
98	14.110	1:07.650												

**CARPHONE WAREHOUSE NETWORKS CLUB FORMULA FORD MS  
RACE 10 - LAP CHART**

Lap 11			Lap 12			Lap 13			Lap 14			Lap 15		
No	Behind	Laptime	No	Behind	Laptime	No	Behind	Laptime	No	Behind	Laptime	No	Behind	Laptime
11		1:04.895	11		1:04.678	11		1:05.148	11		1:05.987	11		1:10.282
33	8.385	1:05.696	33	9.065	1:05.358	33	9.694	1:05.777	5	10.329	1:06.540	5	10.904	1:10.857
5	8.490	1:05.551	89	9.365	1:05.146	5	9.776	1:05.431	89	11.308	1:06.966	89	12.715	1:11.689
89	8.897	1:05.851	5	9.493	1:05.681	89	10.329	1:06.112	33	11.463	1:07.756	33	13.499	1:12.318
7	16.292	1:05.648	7	16.783	1:05.169	7	17.093	1:05.458	7	20.146	1:09.040	7	24.192	1:14.328
13	17.375	1:06.938	13	18.030	1:05.333	13	19.512	1:06.630	44	25.763	1:09.271	44	31.445	1:15.964
61	18.541	1:05.166	61	18.517	1:04.654	61	19.571	1:06.202	13	27.507	1:13.982	13	31.725	1:14.500
44	20.241	1:05.619	44	21.154	1:05.591	44	22.479	1:06.473	25	29.121	1:09.018	61	1 LAP	2:36.873
50	22.101	1:07.062	4	24.111	1:06.572	4	24.772	1:05.809	20	37.215	1:12.269	25	44.011	1:25.172
4	22.217	1:06.063	50	25.097	1:07.674	25	26.090	1:06.001	98	40.120	1:17.430	20	47.992	1:21.059
25	23.966	1:08.284	25	25.237	1:05.949	50	26.582	1:06.633	50	40.197	1:19.602	98	48.992	1:19.154
98	25.483	1:06.692	98	27.036	1:06.231	98	28.677	1:06.789	4	45.855	1:27.070	4	57.078	1:21.505
20	26.161	1:06.828	20	28.621	1:07.138	20	30.933	1:07.460						

**CARPHONE WAREHOUSE NETWORKS CLUB FORMULA FORD MS  
RACE 10 - LAP CHART**

Lap 16			Lap 17		
No	Behind	Laptime	No	Behind	Laptime
11		1:15.487	11		1:18.459
89	11.377	1:14.149	89	8.872	1:15.954
33	13.516	1:15.504	33	13.384	1:18.327
5	20.177	1:24.760	5	21.996	1:20.278
7	28.806	1:20.101	7	32.847	1:22.500
13	32.803	1:16.565	13	34.604	1:20.260
44	37.817	1:21.859	44	53.730	1:34.372
25	50.568	1:22.044	25	58.075	1:25.966
98	57.774	1:24.269	98	1:04.279	1:24.964
20	59.344	1:26.839	20	1:06.211	1:25.326
4	1:02.615	1:21.024	4	1:06.512	1:22.356

# BRSCC FORMULA JEDI CHAMPIONSHIP

## QUALIFYING RACE 4 - CLASSIFICATION

POS	NO	CL	NAME	ENTRY	TIME	ON	LAPS	GAP	DIFF	MPH
1	2	B	Richard MITCHAM	Jedi Mk6	55.751	15	17			105.83
2	4	B	Jack SMITH	Jedi Mk6	56.050	16	19	0.299	0.299	105.26
3	1	B	Nigel REUBEN	Jedi Mk6	56.322	13	16	0.571	0.272	104.76
4	5	B	Frazer CORBYN	Jedi Mk6	56.437	15	16	0.686	0.115	104.54
5	68	B	Russell SMALL	Jedi Mk6	56.719	15	16	0.968	0.282	104.02
6	6	B	Adam SAWARD	Jedi Mk6	56.858	16	16	1.107	0.139	103.77
7	7	B	Barry ARMSTRONG	Jedi Mk6	56.999	18	20	1.248	0.141	103.51
8	20	B	Freddie KENNEDY	Jedi MK6	57.236	20	20	1.485	0.237	103.08
9	52	B	Stuart ABBOTT	Jedi Mk6	57.294	9	9	1.543	0.058	102.98
10	3	B	Richard GITTINGS	Jedi Mk6	57.940	14	17	2.189	0.646	101.83
11	55	B	Daniel COOK	Jedi Mk6	58.318	16	18	2.567	0.378	101.17
12	63	B	Sam CREW	Jedi Mk6	58.912	16	17	3.161	0.594	100.15
13	23	B	Kat IMPEY	Jedi MK6	1:00.101	3	12	4.350	1.189	98.17
14	8	B	John LORD	Jedi Mk6	1:00.602	12	12	4.851	0.501	97.36
15	12	B	Craig HURRAN	Jedi Mk4	1:01.813	14	17	6.062	1.211	95.45
16	14	B	Adam WALKER	Jedi Mk6	1:03.070	4	7	7.319	1.257	93.55
17	66	B	Walt PIERRE	Jedi MK4	1:03.722	15	16	7.971	0.652	92.59
18	46	B	DYSON/DYSON	Jedi Mk4	1:03.811	16	16	8.060	0.089	92.46
19	78	B	Daniel LEVY	Jedi MKIV	1:04.284	16	17	8.533	0.473	91.78
20	22	B	Ian BLUNT	Jedi MK6	1:06.893	7	11	11.142	2.609	88.20
21	29	B	Dax WARD	Jedi Mk6	1:07.683	5	8	11.932	0.790	87.17
22	30	B	Marc FORTUNE	Jedi Mk6		0	1			

Weather / Track : Cloudy / Dry

These results are provisional until the conclusion of any judicial and technical matters.

Silverstone National  
Circuit Length = 1.6390 miles  
Start: 10:23 End: 10:44

Clerk of Course :		Timekeeper :
-------------------	--	--------------

# BRSCC FORMULA JEDI CHAMPIONSHIP

## QUALIFYING RACE 4 - LAP ANALYSIS

1		Nigel REUBEN		Jedi Mk6			
1 -	1:04.158	+ 7.836	10:24:50.251	9 -	1:03.635	+ 7.313	10:33:11.173
2 -	1:00.554	+ 4.232	10:25:50.805	10 -	1:22.719 P	+ 26.397	10:34:33.892
3 -	1:10.559	+ 14.237	10:27:01.364	11 -	2:46.295	+ 1:49.973	10:37:20.187
4 -	57.391	+ 1.069	10:27:58.755	12 -	56.815	+ 0.493	10:38:17.002
5 -	56.680	+ 0.358	10:28:55.435	13 -	<b>56.322</b>		<b>10:39:13.324</b>
6 -	1:17.595	+ 21.273	10:30:13.030	14 -	57.144	+ 0.822	10:40:10.468
7 -	57.554	+ 1.232	10:31:10.584	15 -	56.459	+ 0.137	10:41:06.927
8 -	56.954	+ 0.632	10:32:07.538	16 -	1:25.878 P	+ 29.556	10:42:32.805
2		Richard MITCHAM		Jedi Mk6			
1 -	1:01.292	+ 5.541	10:24:24.613	10 -	1:09.219 P	+ 13.468	10:33:18.644
2 -	1:01.337	+ 5.586	10:25:25.950	11 -	4:33.520	+ 3:37.769	10:37:52.164
3 -	1:00.650	+ 4.899	10:26:26.600	12 -	59.336	+ 3.585	10:38:51.500
4 -	58.662	+ 2.911	10:27:25.262	13 -	56.350	+ 0.599	10:39:47.850
5 -	57.042	+ 1.291	10:28:22.304	14 -	56.283	+ 0.532	10:40:44.133
6 -	56.659	+ 0.908	10:29:18.963	15 -	<b>55.751</b>		<b>10:41:39.884</b>
7 -	55.889	+ 0.138	10:30:14.852	16 -	56.713	+ 0.962	10:42:36.597
8 -	56.507	+ 0.756	10:31:11.359	17 -	58.278	+ 2.527	10:43:34.875
9 -	58.066	+ 2.315	10:32:09.425				
3		Richard GITTINGS		Jedi Mk6			
1 -	1:05.440	+ 7.500	10:24:51.241	10 -	58.452	+ 0.512	10:36:58.595
2 -	1:00.730	+ 2.790	10:25:51.971	11 -	58.881	+ 0.941	10:37:57.476
3 -	1:17.192 P	+ 19.252	10:27:09.163	12 -	58.731	+ 0.791	10:38:56.207
4 -	3:51.832	+ 2:53.892	10:31:00.995	13 -	58.718	+ 0.778	10:39:54.925
5 -	1:00.543	+ 2.603	10:32:01.538	14 -	<b>57.940</b>		<b>10:40:52.865</b>
6 -	58.941	+ 1.001	10:33:00.479	15 -	58.004	+ 0.064	10:41:50.869
7 -	59.281	+ 1.341	10:33:59.760	16 -	58.298	+ 0.358	10:42:49.167
8 -	1:01.747	+ 3.807	10:35:01.507	17 -	58.523	+ 0.583	10:43:47.690
9 -	58.636	+ 0.696	10:36:00.143				
4		Jack SMITH		Jedi Mk6			
1 -	1:02.090	+ 6.040	10:24:28.174	11 -	1:03.941	+ 7.891	10:34:11.964
2 -	1:00.345	+ 4.295	10:25:28.519	12 -	1:12.991 P	+ 16.941	10:35:24.955
3 -	58.749	+ 2.699	10:26:27.268	13 -	2:29.284	+ 1:33.234	10:37:54.239
4 -	58.457	+ 2.407	10:27:25.725	14 -	57.685	+ 1.635	10:38:51.924
5 -	56.912	+ 0.862	10:28:22.637	15 -	56.596	+ 0.546	10:39:48.520
6 -	56.804	+ 0.754	10:29:19.441	16 -	<b>56.050</b>		<b>10:40:44.570</b>
7 -	56.634	+ 0.584	10:30:16.075	17 -	56.233	+ 0.183	10:41:40.803
8 -	56.429	+ 0.379	10:31:12.504	18 -	56.254	+ 0.204	10:42:37.057
9 -	57.544	+ 1.494	10:32:10.048	19 -	56.414	+ 0.364	10:43:33.471
10 -	57.975	+ 1.925	10:33:08.023				
5		Frazer CORBYN		Jedi Mk6			
1 -	1:08.721	+ 12.284	10:25:17.618	9 -	58.981	+ 2.544	10:33:06.354
2 -	1:00.261	+ 3.824	10:26:17.879	10 -	1:16.011 P	+ 19.574	10:34:22.365
3 -	58.820	+ 2.383	10:27:16.699	11 -	3:32.668	+ 2:36.231	10:37:55.033
4 -	58.161	+ 1.724	10:28:14.860	12 -	1:00.795	+ 4.358	10:38:55.828
5 -	58.313	+ 1.876	10:29:13.173	13 -	58.421	+ 1.984	10:39:54.249
6 -	57.450	+ 1.013	10:30:10.623	14 -	56.984	+ 0.547	10:40:51.233
7 -	59.575	+ 3.138	10:31:10.198	15 -	<b>56.437</b>		<b>10:41:47.670</b>
8 -	57.175	+ 0.738	10:32:07.373	16 -	1:17.832 P	+ 21.395	10:43:05.502
6		Adam SAWARD		Jedi Mk6			
1 -	1:08.501	+ 11.643	10:25:12.536	9 -	58.264	+ 1.406	10:36:48.191
2 -	1:19.053 P	+ 22.195	10:26:31.589	10 -	58.680	+ 1.822	10:37:46.871
3 -	4:22.636	+ 3:25.778	10:30:54.225	11 -	58.728	+ 1.870	10:38:45.599
4 -	59.761	+ 2.903	10:31:53.986	12 -	57.867	+ 1.009	10:39:43.466
5 -	59.444	+ 2.586	10:32:53.430	13 -	57.310	+ 0.452	10:40:40.776
6 -	59.177	+ 2.319	10:33:52.607	14 -	57.634	+ 0.776	10:41:38.410
7 -	58.814	+ 1.956	10:34:51.421	15 -	57.017	+ 0.159	10:42:35.427
8 -	58.506	+ 1.648	10:35:49.927	16 -	<b>56.858</b>		<b>10:43:32.285</b>

Silverstone National  
Circuit Length = 1.6390 miles  
Start: 10:23 End: 10:44

Weather / Track : Cloudy / Dry

# BRSCC FORMULA JEDI CHAMPIONSHIP

## QUALIFYING RACE 4 - LAP ANALYSIS

<b>7</b>	<b>Barry ARMSTRONG</b>						<b>Jedi Mk6</b>	
1 -	1:08.113	+ 11.114	10:24:47.312	11 -	1:03.291	+ 6.292	10:34:49.709	
2 -	1:02.999	+ 6.000	10:25:50.311	12 -	1:04.465	+ 7.466	10:35:54.174	
3 -	1:00.688	+ 3.689	10:26:50.999	13 -	59.043	+ 2.044	10:36:53.217	
4 -	1:00.342	+ 3.343	10:27:51.341	14 -	1:01.245	+ 4.246	10:37:54.462	
5 -	59.777	+ 2.778	10:28:51.118	15 -	59.085	+ 2.086	10:38:53.547	
6 -	59.714	+ 2.715	10:29:50.832	16 -	58.252	+ 1.253	10:39:51.799	
7 -	59.663	+ 2.664	10:30:50.495	17 -	57.321	+ 0.322	10:40:49.120	
8 -	58.885	+ 1.886	10:31:49.380	18 -	<b>56.999</b>		<b>10:41:46.119</b>	
9 -	58.568	+ 1.569	10:32:47.948	19 -	57.203	+ 0.204	10:42:43.322	
10 -	58.470	+ 1.471	10:33:46.418	20 -	57.013	+ 0.014	10:43:40.335	
<b>8</b>	<b>John LORD</b>						<b>Jedi Mk6</b>	
1 -	1:17.641	+ 17.039	10:25:26.884	7 -	1:01.133	+ 0.531	10:31:51.684	
2 -	1:11.416	+ 10.814	10:26:38.300	8 -	1:00.770	+ 0.168	10:32:52.454	
3 -	1:07.316	+ 6.714	10:27:45.616	9 -	1:01.835	+ 1.233	10:33:54.289	
4 -	1:01.969	+ 1.367	10:28:47.585	10 -	1:01.571	+ 0.969	10:34:55.860	
5 -	1:01.532	+ 0.930	10:29:49.117	11 -	1:01.146	+ 0.544	10:35:57.006	
6 -	1:01.434	+ 0.832	10:30:50.551	12 -	<b>1:00.602</b>		<b>10:36:57.608</b>	
<b>12</b>	<b>Craig HURRAN</b>						<b>Jedi Mk4</b>	
1 -	1:12.015	+ 10.202	10:25:30.306	10 -	1:03.900	+ 2.087	10:35:16.922	
2 -	1:09.008	+ 7.195	10:26:39.314	11 -	1:03.896	+ 2.083	10:36:20.818	
3 -	1:07.286	+ 5.473	10:27:46.600	12 -	1:03.067	+ 1.254	10:37:23.885	
4 -	1:06.308	+ 4.495	10:28:52.908	13 -	1:02.323	+ 0.510	10:38:26.208	
5 -	1:04.476	+ 2.663	10:29:57.384	14 -	<b>1:01.813</b>		<b>10:39:28.021</b>	
6 -	1:03.657	+ 1.844	10:31:01.041	15 -	1:02.522	+ 0.709	10:40:30.543	
7 -	1:02.506	+ 0.693	10:32:03.547	16 -	1:04.743	+ 2.930	10:41:35.286	
8 -	1:04.922	+ 3.109	10:33:08.469	17 -	1:20.683 P	+ 18.870	10:42:55.969	
9 -	1:04.553	+ 2.740	10:34:13.022					
<b>14</b>	<b>Adam WALKER</b>						<b>Jedi Mk6</b>	
1 -	1:15.034	+ 11.964	10:25:19.718	5 -	1:18.632 P	+ 15.562	10:29:52.318	
2 -	1:05.768	+ 2.698	10:26:25.486	6 -	4:16.064	+ 3:12.994	10:34:08.382	
3 -	1:05.130	+ 2.060	10:27:30.616	7 -	1:06.989	+ 3.919	10:35:15.371	
4 -	<b>1:03.070</b>		<b>10:28:33.686</b>					
<b>20</b>	<b>Freddie KENNEDY</b>						<b>Jedi MK6</b>	
1 -	1:04.749	+ 7.513	10:24:57.994	11 -	1:00.088	+ 2.852	10:35:04.481	
2 -	1:00.881	+ 3.645	10:25:58.875	12 -	57.495	+ 0.259	10:36:01.976	
3 -	59.382	+ 2.146	10:26:58.257	13 -	59.965	+ 2.729	10:37:01.941	
4 -	58.600	+ 1.364	10:27:56.857	14 -	58.427	+ 1.191	10:38:00.368	
5 -	58.030	+ 0.794	10:28:54.887	15 -	1:00.514	+ 3.278	10:39:00.882	
6 -	59.244	+ 2.008	10:29:54.131	16 -	57.888	+ 0.652	10:39:58.770	
7 -	1:05.845	+ 8.609	10:30:59.976	17 -	57.710	+ 0.474	10:40:56.480	
8 -	1:00.657	+ 3.421	10:32:00.633	18 -	57.284	+ 0.048	10:41:53.764	
9 -	1:00.442	+ 3.206	10:33:01.075	19 -	59.336	+ 2.100	10:42:53.100	
10 -	1:03.318	+ 6.082	10:34:04.393	20 -	<b>57.236</b>		<b>10:43:50.336</b>	
<b>22</b>	<b>Ian BLUNT</b>						<b>Jedi MK6</b>	
1 -	1:16.633	+ 9.740	10:25:05.810	7 -	<b>1:06.893</b>		<b>10:32:02.112</b>	
2 -	1:14.180	+ 7.287	10:26:19.990	8 -	1:06.981	+ 0.088	10:33:09.093	
3 -	1:11.590	+ 4.697	10:27:31.580	9 -	1:09.460	+ 2.567	10:34:18.553	
4 -	1:08.333	+ 1.440	10:28:39.913	10 -	1:07.928	+ 1.035	10:35:26.481	
5 -	1:08.093	+ 1.200	10:29:48.006	11 -	1:42.354 P	+ 35.461	10:37:08.835	
6 -	1:07.213	+ 0.320	10:30:55.219					
<b>23</b>	<b>Kat IMPEY</b>						<b>Jedi MK6</b>	
1 -	1:05.306	+ 5.205	10:24:47.086	7 -	1:13.168	+ 13.067	10:31:15.572	
2 -	1:01.459	+ 1.358	10:25:48.545	8 -	1:08.484	+ 8.383	10:32:24.056	
3 -	<b>1:00.101</b>		<b>10:26:48.646</b>	9 -	1:00.656	+ 0.555	10:33:24.712	
4 -	1:00.156	+ 0.055	10:27:48.802	10 -	1:00.770	+ 0.669	10:34:25.482	
5 -	1:00.923	+ 0.822	10:28:49.725	11 -	1:01.244	+ 1.143	10:35:26.726	

Weather / Track : Cloudy / Dry

# BRSCC FORMULA JEDI CHAMPIONSHIP

## QUALIFYING RACE 4 - LAP ANALYSIS

6 -	1:12.679	+ 12.578	10:30:02.404	12 -	1:19.837 P	+ 19.736	10:36:46.563
<b>29</b>	<b>Dax WARD</b> Jedi Mk6						
1 -	1:17.071	+ 9.388	10:25:25.650	5 -	<b>1:07.683</b>		<b>10:31:52.819</b>
2 -	1:11.225	+ 3.542	10:26:36.875	6 -	1:10.174	+ 2.491	10:33:02.993
3 -	1:24.504 P	+ 16.821	10:28:01.379	7 -	1:09.655	+ 1.972	10:34:12.648
4 -	2:43.757	+ 1:36.074	10:30:45.136	8 -	1:17.385 P	+ 9.702	10:35:30.033
<b>30</b>	<b>Marc FORTUNE</b> Jedi Mk6						
1 -	1:31.843 P	- 03:59:22.933	10:25:04.785				
<b>46</b>	<b>DYSON/DYSON</b> Jedi Mk4						
1 -	1:19.002	+ 15.191	10:25:23.137	9 -	1:09.557	+ 5.746	10:34:18.905
2 -	1:09.738	+ 5.927	10:26:32.875	10 -	1:07.916	+ 4.105	10:35:26.821
3 -	1:07.107	+ 3.296	10:27:39.982	11 -	1:10.508	+ 6.697	10:36:37.329
4 -	1:05.467	+ 1.656	10:28:45.449	12 -	1:05.896	+ 2.085	10:37:43.225
5 -	1:05.268	+ 1.457	10:29:50.717	13 -	1:05.020	+ 1.209	10:38:48.245
6 -	1:06.906	+ 3.095	10:30:57.623	14 -	1:34.619 P	+ 30.808	10:40:22.864
7 -	1:05.331	+ 1.520	10:32:02.954	15 -	2:35.984	+ 1:32.173	10:42:58.848
8 -	1:06.394	+ 2.583	10:33:09.348	16 -	<b>1:03.811</b>		<b>10:44:02.659</b>
<b>52</b>	<b>Stuart ABBOTT</b> Jedi Mk6						
1 -	1:05.743	+ 8.449	10:24:48.032	6 -	59.035	+ 1.741	10:29:49.084
2 -	1:02.606	+ 5.312	10:25:50.638	7 -	58.790	+ 1.496	10:30:47.874
3 -	1:00.700	+ 3.406	10:26:51.338	8 -	57.614	+ 0.320	10:31:45.488
4 -	59.546	+ 2.252	10:27:50.884	9 -	<b>57.294</b>		<b>10:32:42.782</b>
5 -	59.165	+ 1.871	10:28:50.049				
<b>55</b>	<b>Daniel COOK</b> Jedi Mk6						
1 -	1:07.067	+ 8.749	10:24:46.356	10 -	58.812	+ 0.494	10:36:05.950
2 -	1:02.911	+ 4.593	10:25:49.267	11 -	59.739	+ 1.421	10:37:05.689
3 -	1:00.338	+ 2.020	10:26:49.605	12 -	59.055	+ 0.737	10:38:04.744
4 -	59.741	+ 1.423	10:27:49.346	13 -	58.603	+ 0.285	10:39:03.347
5 -	1:00.646	+ 2.328	10:28:49.992	14 -	58.687	+ 0.369	10:40:02.034
6 -	1:01.439	+ 3.121	10:29:51.431	15 -	1:00.224	+ 1.906	10:41:02.258
7 -	1:16.566 P	+ 18.248	10:31:07.997	16 -	<b>58.318</b>		<b>10:42:00.576</b>
8 -	2:59.280	+ 2:00.962	10:34:07.277	17 -	58.396	+ 0.078	10:42:58.972
9 -	59.861	+ 1.543	10:35:07.138	18 -	58.837	+ 0.519	10:43:57.809
<b>63</b>	<b>Sam CREW</b> Jedi Mk6						
1 -	1:08.463	+ 9.551	10:25:17.556	10 -	1:02.056	+ 3.144	10:34:39.786
2 -	1:06.297	+ 7.385	10:26:23.853	11 -	59.904	+ 0.992	10:35:39.690
3 -	1:04.888	+ 5.976	10:27:28.741	12 -	1:01.703	+ 2.791	10:36:41.393
4 -	1:02.948	+ 4.036	10:28:31.689	13 -	1:19.426 P	+ 20.514	10:38:00.819
5 -	1:02.738	+ 3.826	10:29:34.427	14 -	2:21.852	+ 1:22.940	10:40:22.671
6 -	1:01.473	+ 2.561	10:30:35.900	15 -	1:00.457	+ 1.545	10:41:23.128
7 -	1:01.009	+ 2.097	10:31:36.909	16 -	<b>58.912</b>		<b>10:42:22.040</b>
8 -	1:00.905	+ 1.993	10:32:37.814	17 -	59.456	+ 0.544	10:43:21.496
9 -	59.916	+ 1.004	10:33:37.730				
<b>66</b>	<b>Walt PIERRE</b> Jedi MK4						
1 -	1:21.640	+ 17.918	10:24:59.683	9 -	1:11.869	+ 8.147	10:34:26.254
2 -	1:12.621	+ 8.899	10:26:12.304	10 -	1:07.545	+ 3.823	10:35:33.799
3 -	1:10.329	+ 6.607	10:27:22.633	11 -	1:07.610	+ 3.888	10:36:41.409
4 -	1:08.618	+ 4.896	10:28:31.251	12 -	1:07.002	+ 3.280	10:37:48.411
5 -	1:10.173	+ 6.451	10:29:41.424	13 -	1:05.957	+ 2.235	10:38:54.368
6 -	1:10.255	+ 6.533	10:30:51.679	14 -	1:05.081	+ 1.359	10:39:59.449
7 -	1:12.142	+ 8.420	10:32:03.821	15 -	<b>1:03.722</b>		<b>10:41:03.171</b>
8 -	1:10.564	+ 6.842	10:33:14.385	16 -	1:22.264 P	+ 18.542	10:42:25.435
<b>68</b>	<b>Russell SMALL</b> Jedi Mk6						
1 -	1:08.449	+ 11.730	10:25:17.988	9 -	1:16.979 P	+ 20.260	10:33:25.003
2 -	1:02.009	+ 5.290	10:26:19.997	10 -	2:11.752	+ 1:15.033	10:35:36.755
3 -	58.696	+ 1.977	10:27:18.693	11 -	1:03.761	+ 7.042	10:36:40.516

Silverstone National  
Circuit Length = 1.6390 miles  
Start: 10:23 End: 10:44

Weather / Track : Cloudy / Dry

# BRSCC FORMULA JEDI CHAMPIONSHIP

## QUALIFYING RACE 4 - LAP ANALYSIS

4 -	57.915	+ 1.196	10:28:16.608	12 -	59.846	+ 3.127	10:37:40.362
5 -	57.253	+ 0.534	10:29:13.861	13 -	57.742	+ 1.023	10:38:38.104
6 -	57.418	+ 0.699	10:30:11.279	14 -	57.300	+ 0.581	10:39:35.404
7 -	58.417	+ 1.698	10:31:09.696	15 -	<b>56.719</b>		<b>10:40:32.123</b>
8 -	58.328	+ 1.609	10:32:08.024	16 -	56.774	+ 0.055	10:41:28.897
<b>78</b>	<b>Daniel LEVY</b>		<b>Jedi MKIV</b>				
1 -	1:14.422	+ 10.138	10:25:27.665	10 -	1:06.064	+ 1.780	10:35:29.286
2 -	1:09.886	+ 5.602	10:26:37.551	11 -	1:07.971	+ 3.687	10:36:37.257
3 -	1:08.980	+ 4.696	10:27:46.531	12 -	1:10.706	+ 6.422	10:37:47.963
4 -	1:08.034	+ 3.750	10:28:54.565	13 -	1:05.506	+ 1.222	10:38:53.469
5 -	1:05.860	+ 1.576	10:30:00.425	14 -	1:06.275	+ 1.991	10:39:59.744
6 -	1:05.421	+ 1.137	10:31:05.846	15 -	1:04.832	+ 0.548	10:41:04.576
7 -	1:05.199	+ 0.915	10:32:11.045	16 -	<b>1:04.284</b>		<b>10:42:08.860</b>
8 -	1:04.348	+ 0.064	10:33:15.393	17 -	1:04.876	+ 0.592	10:43:13.736
9 -	1:07.829	+ 3.545	10:34:23.222				



# BRSCC FORMULA JEDI CHAMPIONSHIP

## RACE 4 - GRID - AMENDED

ROW 12		26 James SOTHCOTT
ROW 11	30 Marc FORTUNE	1:07.683 29 Dax WARD
ROW 10	1:06.893 22 Ian BLUNT	1:04.284 78 Daniel LEVY
ROW 9	1:03.811 46 DYSON/DYSON	1:03.722 66 Walt PIERRE
ROW 8	1:03.070 14 Adam WALKER	1:01.813 12 Craig HURRAN
ROW 7	1:00.602 8 John LORD	1:00.101 23 Kat IMPEY
ROW 6	58.912 63 Sam CREW	58.318 55 Daniel COOK
ROW 5	57.940 3 Richard GITTINGS	57.294 52 Stuart ABBOTT
ROW 4	57.236 20 Freddie KENNEDY	56.999 7 Barry ARMSTRONG
ROW 3	56.858 6 Adam SAWARD	56.719 68 Russell SMALL
ROW 2	56.437 5 Frazer CORBYN	56.322 1 Nigel REUBEN
ROW 1	56.050 4 Jack SMITH	55.751 2 Richard MITCHAM
<b>Pole</b>		
		

Silverstone National  
Circuit Length = 1.6390 miles

Clerk of Course :		Timekeeper :

# BRSCC FORMULA JEDI CHAMPIONSHIP

## RACE 4 - CLASSIFICATION

POS	NO	CL	NAME	ENTRY	LAPS	TIME	GAP	DIFF	MPH	BEST	ON
1	1	B	<b>Nigel REUBEN</b>	Jedi Mk6	22	20:51.338			103.73	55.987	5
2	2	B	<b>Richard MITCHAM</b>	Jedi Mk6	22	20:53.106	<b>1.768</b>	1.768	103.58	55.893	6
3	4	B	<b>Jack SMITH</b>	Jedi Mk6	22	20:53.779	<b>2.441</b>	0.673	103.53	56.190	6
4	5	B	<b>Frazer CORBYN</b>	Jedi Mk6	22	21:02.605	<b>11.267</b>	8.826	102.80	56.360	4
5	6	B	<b>Adam SAWARD</b>	Jedi Mk6	22	21:03.496	<b>12.158</b>	0.891	102.73	56.484	10
6	7	B	<b>Barry ARMSTRONG</b>	Jedi Mk6	22	21:21.948	<b>30.610</b>	18.452	101.25	57.161	22
7	68	B	<b>Russell SMALL</b>	Jedi Mk6	22	21:22.270	<b>30.932</b>	0.322	101.23	56.806	15
8	20	B	<b>Freddie KENNEDY</b>	Jedi MK6	22	21:32.529	<b>41.191</b>	10.259	100.42	57.640	8
9	3	B	<b>Richard GITTINGS</b>	Jedi Mk6	22	21:35.155	<b>43.817</b>	2.626	100.22	57.718	8
10	23	B	<b>Kat IMPEY</b>	Jedi Mk6	22	21:46.544	<b>55.206</b>	11.389	99.35	57.522	17
11	63	B	<b>Sam CREW</b>	Jedi Mk6	21	21:14.896	<b>1 lap</b>	1 lap	97.19	57.820	12
12	14	B	<b>Adam WALKER</b>	Jedi Mk6	21	21:35.336	<b>1 lap</b>	20.440	95.65	1:00.012	16
13	29	B	<b>Dax WARD</b>	Jedi Mk6	21	21:43.900	<b>1 lap</b>	8.564	95.02	59.495	10
14	46	B	<b>Victoria DYSON</b>	Jedi Mk4	20	21:38.352	<b>2 laps</b>	1 lap	90.89	1:02.684	20
15	78	B	<b>Daniel LEVY</b>	Jedi MKIV	20	21:46.510	<b>2 laps</b>	8.158	90.32	1:03.563	11
16	22	B	<b>Ian BLUNT</b>	Jedi MK6	19	21:07.457	<b>3 laps</b>	1 lap	88.45	1:04.422	4
17	66	B	<b>Walt PIERRE</b>	Jedi MK4	19	21:55.546	<b>3 laps</b>	48.089	85.21	1:06.136	19
18	55	B	<b>Daniel COOK</b>	Jedi Mk6	18	17:45.187	<b>4 laps</b>	1 lap	99.70	58.144	17

### NOT CLASSIFIED

<i>DNC</i>	26	B	<b>James SOTHCOTT</b>	Jedi Mk6	14	14:04.955	<b>8 laps</b>	4 laps	97.76	57.808	8
<i>DNC</i>	8	B	<b>John LORD</b>	Jedi Mk6	12	15:44.959	<b>10 laps</b>	2 laps	74.92	58.252	5
<i>DNC</i>	52	B	<b>Stuart ABBOTT</b>	Jedi Mk6	7	7:24.833	<b>15 laps</b>	5 laps	92.84	58.860	4
<i>DNC</i>	30	B	<b>Marc FORTUNE</b>	Jedi Mk6	0	09.920					
<i>DNS</i>	12	B	<b>Craig HURRAN</b>	Jedi Mk4	0						

### FASTEST LAP

2	B	<b>Richard MITCHAM</b>	Jedi Mk6	6	55.893	105.56 mph	169.89 kph
---	---	------------------------	----------	---	--------	------------	------------

Weather / Track : Cloudy / Dry

These results are provisional until the conclusion of any judicial and technical matters.

Silverstone National  
Circuit Length = 1.6390 miles  
Start: 14:59 End: 15:21

Clerk of Course :		Timekeeper :	
-------------------	--	--------------	--

# BRSCC FORMULA JEDI CHAMPIONSHIP

## RACE 4 - LAP CHART

Lap 1			Lap 2			Lap 3			Lap 4			Lap 5		
No	Behind	Laptime	No	Behind	Laptime	No	Behind	Laptime	No	Behind	Laptime	No	Behind	Laptime
4		59.453	4		56.586	1		56.575	1		56.085	1		55.987
1	0.339	59.513	1	0.408	56.655	4	0.216	57.199	4	0.807	56.676	4	1.012	56.192
5	0.935	1:00.142	5	2.202	57.853	2	2.515	57.018	2	2.515	56.085	2	2.706	56.178
2	1.219	1:00.476	2	2.480	57.847	5	2.826	57.607	5	3.101	56.360	5	3.616	56.502
6	1.906	1:00.057	6	2.835	57.515	6	3.371	57.519	6	3.975	56.689	6	4.700	56.712
20	2.857	1:01.076	20	4.832	58.561	7	6.435	58.467	7	8.078	57.728	7	9.272	57.181
7	3.183	1:01.053	7	4.951	58.354	20	7.262	59.413	20	9.347	58.170	66	1 LAP	1:09.561
3	3.437	1:00.920	3	5.554	58.703	3	7.623	59.052	3	9.544	58.006	20	11.298	57.938
52	3.605	1:01.490	52	5.922	58.903	52	7.981	59.042	52	10.756	58.860	3	11.508	57.951
55	4.514	1:01.965	55	7.096	59.168	55	9.070	58.957	55	11.268	58.283	55	13.920	58.639
63	4.847	1:02.096	63	7.575	59.314	63	9.812	59.220	63	11.949	58.222	68	14.362	57.535
23	5.334	1:02.344	23	9.254	1:00.506	68	11.641	59.247	68	12.814	57.258	63	15.508	59.546
8	5.796	1:01.937	68	9.377	59.951	26	12.489	59.632	26	14.440	58.036	52	15.942	1:01.173
68	6.012	1:01.765	26	9.840	59.966	23	13.077	1:00.806	8	16.144	58.999	26	16.272	57.819
26	6.460	1:01.074	8	10.233	1:01.023	8	13.230	59.980	23	16.969	59.977	8	18.409	58.252
29	8.629	1:03.524	29	13.021	1:00.978	29	16.300	1:00.262	29	20.600	1:00.385	23	19.992	59.010
14	10.153	1:05.299	14	16.609	1:03.042	14	21.178	1:01.552	14	26.396	1:01.303	29	25.816	1:01.203
22	13.363	1:08.039	22	23.045	1:06.268	22	30.818	1:04.756	22	39.155	1:04.422	14	30.950	1:00.541
78	13.901	1:08.429	46	23.506	1:05.926	46	31.249	1:04.726	46	39.406	1:04.242	22	48.385	1:05.217
46	14.166	1:06.367	78	24.303	1:06.988	78	31.752	1:04.432	78	40.556	1:04.889	46	48.883	1:05.464
66	24.531	1:15.183	66	39.955	1:12.010	66	52.946	1:09.974				78	49.121	1:04.552

**BRSCC FORMULA JEDI CHAMPIONSHIP**  
**RACE 4 - LAP CHART**

Lap 6			Lap 7			Lap 8			Lap 9			Lap 10		
No	Behind	Laptime	No	Behind	Laptime	No	Behind	Laptime	No	Behind	Laptime	No	Behind	Laptime
1		56.012	1		56.304	1		56.246	1		56.214	1		56.688
4	1.190	56.190	78	1 LAP	1:04.673	4	2.441	56.850	4	2.545	56.318	4	2.258	56.401
2	2.587	55.893	22	1 LAP	1:05.766	2	3.573	57.548	2	3.272	55.913	2	2.787	56.203
5	4.095	56.491	4	1.837	56.951	5	5.679	57.567	5	6.056	56.591	66	2 LAPS	1:08.632
6	5.357	56.669	2	2.271	55.988	6	6.465	56.849	6	6.867	56.616	5	5.961	56.593
7	10.479	57.219	46	1 LAP	1:05.867	78	1 LAP	1:05.053	7	15.400	58.249	6	6.663	56.484
20	13.854	58.568	5	4.358	56.567	46	1 LAP	1:04.633	46	1 LAP	1:03.887	7	16.669	57.957
3	14.044	58.548	6	5.862	56.809	22	1 LAP	1:07.422	20	18.605	58.103	20	19.769	57.852
68	16.218	57.868	7	11.695	57.520	7	13.365	57.916	78	1 LAP	1:04.917	68	21.478	58.648
55	16.764	58.856	20	15.322	57.772	20	16.716	57.640	3	19.327	58.124	3	22.038	59.399
63	18.396	58.900	3	15.945	58.205	3	17.417	57.718	68	19.518	57.752	26	25.602	58.526
26	18.649	58.389	68	17.188	57.274	68	17.980	57.038	55	23.160	58.757	46	1 LAP	1:04.323
52	20.338	1:00.408	55	18.685	58.225	55	20.617	58.178	26	23.764	57.927	55	26.152	59.680
8	23.075	1:00.678	26	20.489	58.144	26	22.051	57.808	22	1 LAP	1:08.355	78	1 LAP	1:04.301
23	23.347	59.367	63	21.277	59.185	63	23.385	58.354	63	25.257	58.086	63	26.909	58.340
66	1 LAP	1:09.833	8	25.488	58.717	8	27.856	58.614	23	31.178	58.965	23	33.731	59.241
29	29.925	1:00.121	23	25.946	58.903	23	28.427	58.727	29	43.644	1:00.424	22	1 LAP	1:07.756
14	35.790	1:00.852	29	34.597	1:00.976	29	39.434	1:01.083	14	49.412	1:00.349	29	46.451	59.495
			66	1 LAP	1:07.922	14	45.277	1:01.469				14	53.008	1:00.284
			14	40.054	1:00.568	66	1 LAP	1:07.866						
			52	42.471	1:18.437									

**BRSCC FORMULA JEDI CHAMPIONSHIP**  
**RACE 4 - LAP CHART**

Lap 11			Lap 12			Lap 13			Lap 14			Lap 15		
No	Behind	Laptime	No	Behind	Laptime	No	Behind	Laptime	No	Behind	Laptime	No	Behind	Laptime
1		56.366	1		56.870	1		56.152	1		56.819	1		56.721
4	2.263	56.371	14	1 LAP	1:00.744	2	1.515	56.080	29	1 LAP	1:00.303	78	2 LAPS	1:04.746
2	2.388	55.967	2	1.587	56.069	4	2.445	56.295	4	2.120	56.494	4	2.003	56.604
5	6.079	56.484	4	2.302	56.909	14	1 LAP	1:00.868	2	2.564	57.868	2	2.675	56.832
6	7.019	56.722	5	5.957	56.748	5	6.515	56.710	5	7.525	57.829	29	1 LAP	1:01.046
66	2 LAPS	1:07.456	6	7.336	57.187	6	8.356	57.172	6	8.638	57.101	5	8.031	57.227
7	18.183	57.880	8	3 LAPS	3:31.554	7	21.764	57.886	22	2 LAPS	1:08.020	6	8.873	56.956
20	21.108	57.705	7	20.030	58.717	20	24.304	58.250	14	1 LAP	1:01.336	14	1 LAP	1:01.030
68	22.646	57.534	20	22.206	57.968	68	24.437	57.795	7	22.497	57.552	22	2 LAPS	1:05.569
3	23.678	58.006	68	22.794	57.018	3	26.905	58.122	68	25.375	57.757	7	23.750	57.974
26	27.095	57.859	3	24.935	58.127	26	31.189	59.105	20	26.594	59.109	68	25.460	56.806
55	28.013	58.227	66	2 LAPS	1:08.272	55	31.913	58.603	8	4 LAPS	2:07.617	20	27.970	58.097
63	29.960	59.417	26	28.236	58.011	63	32.944	58.186	3	28.355	58.269	3	30.208	58.574
46	1 LAP	1:03.228	55	29.462	58.319	66	2 LAPS	1:06.676	55	33.840	58.746	8	4 LAPS	1:00.551
78	1 LAP	1:04.256	63	30.910	57.820	23	39.202	58.024	63	34.595	58.470	55	35.829	58.710
23	35.529	58.164	23	37.330	58.671	46	1 LAP	1:03.505	23	41.053	58.670	63	36.218	58.344
22	1 LAP	1:05.633	46	1 LAP	1:03.530	78	1 LAP	1:04.683	66	2 LAPS	1:07.589	23	42.073	57.741
29	49.940	59.855	78	1 LAP	1:03.563				26	47.238	1:12.868			
			29	53.086	1:00.016				46	1 LAP	1:04.281			
			22	1 LAP	1:05.035									

**BRSCC FORMULA JEDI CHAMPIONSHIP**  
**RACE 4 - LAP CHART**

Lap 16			Lap 17			Lap 18			Lap 19			Lap 20		
No	Behind	Laptime	No	Behind	Laptime	No	Behind	Laptime	No	Behind	Laptime	No	Behind	Laptime
1		56.801	1		56.404	1		56.315	1		56.690	1		56.524
66	3 LAPS	1:07.888	2	2.518	56.542	2	2.452	56.249	2	2.058	56.296	2	1.715	56.181
2	2.380	56.506	4	3.059	56.630	4	2.992	56.248	4	2.542	56.240	4	2.285	56.267
4	2.833	57.631	5	8.862	57.138	5	9.479	56.932	5	9.977	57.188	5	10.873	57.420
46	2 LAPS	1:04.006	6	10.244	57.638	6	11.023	57.094	6	11.422	57.089	6	12.039	57.141
5	8.128	56.898	46	2 LAPS	1:03.798	46	2 LAPS	1:03.369	46	2 LAPS	1:03.772	7	30.364	57.797
78	2 LAPS	1:04.445	66	3 LAPS	1:07.917	66	3 LAPS	1:07.368	7	29.091	58.358	68	31.087	57.377
6	9.010	56.938	78	2 LAPS	1:04.176	78	2 LAPS	1:03.971	68	30.234	59.130	46	2 LAPS	1:03.913
14	1 LAP	1:00.527	14	1 LAP	1:00.012	14	1 LAP	1:00.225	14	1 LAP	1:02.076	14	1 LAP	1:00.755
29	1 LAP	1:16.091	7	26.280	57.546	7	27.423	57.458	78	2 LAPS	1:05.344	20	38.171	59.817
7	25.138	58.189	68	26.822	57.527	68	27.794	57.287	66	3 LAPS	1:06.873	78	2 LAPS	1:04.532
68	25.699	57.040	29	1 LAP	1:02.855	20	33.584	58.261	20	34.878	57.984	3	40.875	1:00.503
22	2 LAPS	1:05.884	20	31.638	58.710	3	35.726	58.584	3	36.896	57.860	66	3 LAPS	1:07.417
20	29.332	58.163	3	33.457	58.250	29	1 LAP	1:01.999	29	1 LAP	1:01.330	29	1 LAP	1:01.365
3	31.611	58.204	22	2 LAPS	1:05.733	55	41.229	58.579	63	49.167	1:02.440	23	52.630	59.727
8	4 LAPS	58.773	55	38.965	58.144	63	43.417	59.256	23	49.427	1:00.080			
55	37.225	58.197	63	40.476	58.993	22	2 LAPS	1:06.202	22	2 LAPS	1:06.067			
63	37.887	58.470	23	44.034	57.522	23	46.037	58.318						
23	42.916	57.644												

**BRSCC FORMULA JEDI CHAMPIONSHIP  
RACE 4 - LAP CHART**

Lap 21			Lap 22		
No	Behind	Laptime	No	Behind	Laptime
1		57.352	1		56.814
2	2.303	57.940	2	1.768	56.279
4	2.762	57.829	4	2.441	56.493
63	1 LAP	1:12.101	5	11.267	57.179
22	3 LAPS	1:06.166	6	12.158	57.156
5	10.902	57.381	22	3 LAPS	1:05.418
6	11.816	57.129	63	1 LAP	1:12.980
7	30.263	57.251	7	30.610	57.161
68	30.873	57.138	68	30.932	56.873
14	1 LAP	1:01.801	20	41.191	57.989
20	40.016	59.197	3	43.817	58.333
46	2 LAPS	1:04.627	14	1 LAP	1:01.444
3	42.298	58.775	46	2 LAPS	1:02.684
78	2 LAPS	1:04.975	29	1 LAP	1:00.265
29	1 LAP	1:00.814	78	2 LAPS	1:03.708
23	53.889	58.611	23	55.206	58.131
66	3 LAPS	1:07.220	66	3 LAPS	1:06.136

# BRSCC FORMULA JEDI CHAMPIONSHIP

## QUALIFYING RACE 15 - CLASSIFICATION

POS	NO	CL	NAME	ENTRY	TIME	ON	LAPS	GAP	DIFF	MPH
1	2	B	Richard MITCHAM	Jedi Mk6	55.622	18	18			106.07
2	1	B	Nigel REUBEN	Jedi Mk6	56.069	15	16	0.447	0.447	105.23
3	4	B	Jack SMITH	Jedi Mk6	56.456	3	8	0.834	0.387	104.51
4	68	B	Russell SMALL	Jedi Mk6	56.584	8	18	0.962	0.128	104.27
5	5	B	Frazer CORBYN	Jedi Mk6	56.704	8	11	1.082	0.120	104.05
6	52	B	Stuart ABBOTT	Jedi Mk6	56.749	13	14	1.127	0.045	103.97
7	7	B	Barry ARMSTRONG	Jedi Mk6	56.818	19	20	1.196	0.069	103.84
8	3	B	Richard GITTINGS	Jedi Mk6	57.015	8	9	1.393	0.197	103.48
9	6	B	Adam SAWARD	Jedi Mk6	57.124	10	12	1.502	0.109	103.29
10	20	B	Freddie KENNEDY	Jedi MK6	57.373	17	19	1.751	0.249	102.84
11	23	B	Kat IMPEY	Jedi MK6	57.383	15	20	1.761	0.010	102.82
12	30	B	Marc FORTUNE	Jedi Mk6	57.891	17	19	2.269	0.508	101.92
13	8	B	John LORD	Jedi Mk6	57.980	15	17	2.358	0.089	101.76
14	55	B	Daniel COOK	Jedi Mk6	58.074	15	16	2.452	0.094	101.60
15	14	B	Adam WALKER	Jedi Mk6	58.664	17	18	3.042	0.590	100.57
16	29	B	Dax WARD	Jedi Mk6	58.693	5	10	3.071	0.029	100.52
17	63	B	Sam CREW	Jedi Mk6	59.008	10	13	3.386	0.315	99.99
18	46	B	Graham DYSON	Jedi Mk4	1:00.572	15	15	4.950	1.564	97.41
19	12	B	Craig HURRAN	Jedi Mk4	1:01.314	16	18	5.692	0.742	96.23
20	78	B	Daniel LEVY	Jedi MKIV	1:03.883	6	18	8.261	2.569	92.36
21	22	B	Ian BLUNT	Jedi MK6	1:06.103	4	10	10.481	2.220	89.26
22	66	B	Walt PIERRE	Jedi MK4	1:06.685	7	8	11.063	0.582	88.48

Weather / Track : Bright / Dry

These results are provisional until the conclusion of any judicial and technical matters.

Silverstone National  
Circuit Length = 1.6390 miles  
Start: 11:10 End: 11:36

Clerk of Course :

Timekeeper :



# BRSCC FORMULA JADI CHAMPIONSHIP

## QUALIFYING RACE 15 - LAP ANALYSIS

<b>1</b>	<b>Nigel REUBEN</b>						<b>Jedi Mk6</b>	
1 -	1:15.070	+ 19.001	11:12:30.139	9 -	56.693	+ 0.624	11:21:15.325	
2 -	1:02.144	+ 6.075	11:13:32.283	10 -	57.200	+ 1.131	11:22:12.525	
3 -	57.126	+ 1.057	11:14:29.409	11 -	56.553	+ 0.484	11:23:09.078	
4 -	56.927	+ 0.858	11:15:26.336	12 -	6:15.543	+ 5:19.474	11:29:24.621	
5 -	57.056	+ 0.987	11:16:23.392	13 -	56.320	+ 0.251	11:30:20.941	
6 -	56.490	+ 0.421	11:17:19.882	14 -	56.211	+ 0.142	11:31:17.152	
7 -	1:12.538 P	+ 16.469	11:18:32.420	15 -	<b>56.069</b>		<b>11:32:13.221</b>	
8 -	1:46.212	+ 50.143	11:20:18.632	16 -	1:34.389 P	+ 38.320	11:33:47.610	
<b>2</b>	<b>Richard MITCHAM</b>						<b>Jedi Mk6</b>	
1 -	1:00.640	+ 5.018	11:11:51.193	10 -	1:07.049 P	+ 11.427	11:20:34.020	
2 -	57.925	+ 2.303	11:12:49.118	11 -	2:38.512	+ 1:42.890	11:23:12.532	
3 -	57.048	+ 1.426	11:13:46.166	12 -	6:57.498	+ 6:01.876	11:30:10.030	
4 -	56.849	+ 1.227	11:14:43.015	13 -	57.718	+ 2.096	11:31:07.748	
5 -	57.514	+ 1.892	11:15:40.529	14 -	56.860	+ 1.238	11:32:04.608	
6 -	56.447	+ 0.825	11:16:36.976	15 -	56.079	+ 0.457	11:33:00.687	
7 -	56.868	+ 1.246	11:17:33.844	16 -	56.740	+ 1.118	11:33:57.427	
8 -	56.688	+ 1.066	11:18:30.532	17 -	55.710	+ 0.088	11:34:53.137	
9 -	56.439	+ 0.817	11:19:26.971	18 -	<b>55.622</b>		<b>11:35:48.759</b>	
<b>3</b>	<b>Richard GITTINGS</b>						<b>Jedi Mk6</b>	
1 -	1:11.965	+ 14.950	11:12:27.932	6 -	57.574	+ 0.559	11:17:22.201	
2 -	1:05.062	+ 8.047	11:13:32.994	7 -	57.033	+ 0.018	11:18:19.234	
3 -	57.526	+ 0.511	11:14:30.520	8 -	<b>57.015</b>		<b>11:19:16.249</b>	
4 -	57.085	+ 0.070	11:15:27.605	9 -	1:02.281	+ 5.266	11:20:18.530	
5 -	57.022	+ 0.007	11:16:24.627					
<b>4</b>	<b>Jack SMITH</b>						<b>Jedi Mk6</b>	
1 -	1:00.976	+ 4.520	11:11:52.889	5 -	1:09.175 P	+ 12.719	11:15:52.641	
2 -	57.425	+ 0.969	11:12:50.314	6 -	5:10.050	+ 4:13.594	11:21:02.691	
3 -	<b>56.456</b>		<b>11:13:46.770</b>	7 -	1:05.009	+ 8.553	11:22:07.700	
4 -	56.696	+ 0.240	11:14:43.466	8 -	58.783	+ 2.327	11:23:06.483	
<b>5</b>	<b>Frazer CORBYN</b>						<b>Jedi Mk6</b>	
1 -	1:04.072	+ 7.368	11:12:11.953	7 -	57.010	+ 0.306	11:17:58.721	
2 -	58.737	+ 2.033	11:13:10.690	8 -	<b>56.704</b>		<b>11:18:55.425</b>	
3 -	58.331	+ 1.627	11:14:09.021	9 -	57.036	+ 0.332	11:19:52.461	
4 -	57.926	+ 1.222	11:15:06.947	10 -	57.360	+ 0.656	11:20:49.821	
5 -	57.072	+ 0.368	11:16:04.019	11 -	1:24.033 P	+ 27.329	11:22:13.854	
6 -	57.692	+ 0.988	11:17:01.711					
<b>6</b>	<b>Adam SAWARD</b>						<b>Jedi Mk6</b>	
1 -	1:05.167	+ 8.043	11:12:14.029	7 -	57.987	+ 0.863	11:18:04.270	
2 -	59.921	+ 2.797	11:13:13.950	8 -	59.587	+ 2.463	11:19:03.857	
3 -	58.739	+ 1.615	11:14:12.689	9 -	57.574	+ 0.450	11:20:01.431	
4 -	57.877	+ 0.753	11:15:10.566	10 -	<b>57.124</b>		<b>11:20:58.555</b>	
5 -	58.359	+ 1.235	11:16:08.925	11 -	59.792	+ 2.668	11:21:58.347	
6 -	57.358	+ 0.234	11:17:06.283	12 -	1:00.323	+ 3.199	11:22:58.670	
<b>7</b>	<b>Barry ARMSTRONG</b>						<b>Jedi Mk6</b>	
1 -	1:04.070	+ 7.252	11:12:05.775	11 -	1:04.204	+ 7.386	11:21:55.053	
2 -	59.385	+ 2.567	11:13:05.160	12 -	1:02.391	+ 5.573	11:22:57.444	
3 -	59.038	+ 2.220	11:14:04.198	13 -	6:38.652	+ 5:41.834	11:29:36.096	
4 -	58.233	+ 1.415	11:15:02.431	14 -	57.416	+ 0.598	11:30:33.512	
5 -	58.300	+ 1.482	11:16:00.731	15 -	57.234	+ 0.416	11:31:30.746	
6 -	58.181	+ 1.363	11:16:58.912	16 -	58.141	+ 1.323	11:32:28.887	
7 -	58.085	+ 1.267	11:17:56.997	17 -	58.020	+ 1.202	11:33:26.907	
8 -	57.490	+ 0.672	11:18:54.487	18 -	56.854	+ 0.036	11:34:23.761	
9 -	58.584	+ 1.766	11:19:53.071	19 -	<b>56.818</b>		<b>11:35:20.579</b>	
10 -	57.778	+ 0.960	11:20:50.849	20 -	56.974	+ 0.156	11:36:17.553	

Silverstone National  
Circuit Length = 1.6390 miles  
Start: 11:10 End: 11:36

Weather / Track : Bright / Dry

# BRSCC FORMULA JADI CHAMPIONSHIP

## QUALIFYING RACE 15 - LAP ANALYSIS

<b>8</b>	<b>John LORD</b>						<b>Jedi Mk6</b>	
1 -	1:08.823	+ 10.843	11:12:32.481	10 -	1:04.629	+ 6.649	11:21:32.230	
2 -	1:02.131	+ 4.151	11:13:34.612	11 -	1:00.672	+ 2.692	11:22:32.902	
3 -	1:00.018	+ 2.038	11:14:34.630	12 -	7:58.656	+ 7:00.676	11:30:31.558	
4 -	58.963	+ 0.983	11:15:33.593	13 -	59.111	+ 1.131	11:31:30.669	
5 -	58.949	+ 0.969	11:16:32.542	14 -	59.266	+ 1.286	11:32:29.935	
6 -	58.388	+ 0.408	11:17:30.930	15 -	<b>57.980</b>		<b>11:33:27.915</b>	
7 -	58.980	+ 1.000	11:18:29.910	16 -	59.487	+ 1.507	11:34:27.402	
8 -	58.976	+ 0.996	11:19:28.886	17 -	58.450	+ 0.470	11:35:25.852	
9 -	58.715	+ 0.735	11:20:27.601					
<b>12</b>	<b>Craig HURRAN</b>						<b>Jedi Mk4</b>	
1 -	1:13.813	+ 12.499	11:12:18.677	10 -	1:03.812	+ 2.498	11:21:46.138	
2 -	1:05.584	+ 4.270	11:13:24.261	11 -	1:03.296	+ 1.982	11:22:49.434	
3 -	1:03.935	+ 2.621	11:14:28.196	12 -	7:11.133	+ 6:09.819	11:30:00.567	
4 -	1:03.811	+ 2.497	11:15:32.007	13 -	1:03.049	+ 1.735	11:31:03.616	
5 -	1:02.689	+ 1.375	11:16:34.696	14 -	1:01.528	+ 0.214	11:32:05.144	
6 -	1:02.050	+ 0.736	11:17:36.746	15 -	1:02.064	+ 0.750	11:33:07.208	
7 -	1:01.667	+ 0.353	11:18:38.413	16 -	<b>1:01.314</b>		<b>11:34:08.522</b>	
8 -	1:02.004	+ 0.690	11:19:40.417	17 -	1:01.712	+ 0.398	11:35:10.234	
9 -	1:01.909	+ 0.595	11:20:42.326	18 -	1:01.509	+ 0.195	11:36:11.743	
<b>14</b>	<b>Adam WALKER</b>						<b>Jedi Mk6</b>	
1 -	1:08.551	+ 9.887	11:12:14.471	10 -	1:00.951	+ 2.287	11:21:20.065	
2 -	1:04.116	+ 5.452	11:13:18.587	11 -	1:00.376	+ 1.712	11:22:20.441	
3 -	1:00.834	+ 2.170	11:14:19.421	12 -	7:30.987	+ 6:32.323	11:29:51.428	
4 -	1:00.505	+ 1.841	11:15:19.926	13 -	1:00.956	+ 2.292	11:30:52.384	
5 -	59.463	+ 0.799	11:16:19.389	14 -	1:00.049	+ 1.385	11:31:52.433	
6 -	59.411	+ 0.747	11:17:18.800	15 -	59.065	+ 0.401	11:32:51.498	
7 -	1:00.826	+ 2.162	11:18:19.626	16 -	58.998	+ 0.334	11:33:50.496	
8 -	59.219	+ 0.555	11:19:18.845	17 -	<b>58.664</b>		<b>11:34:49.160</b>	
9 -	1:00.269	+ 1.605	11:20:19.114	18 -	58.790	+ 0.126	11:35:47.950	
<b>20</b>	<b>Freddie KENNEDY</b>						<b>Jedi MK6</b>	
1 -	1:03.207	+ 5.834	11:12:03.094	11 -	1:06.723	+ 9.350	11:22:04.280	
2 -	59.617	+ 2.244	11:13:02.711	12 -	1:09.585	+ 12.212	11:23:13.865	
3 -	57.931	+ 0.558	11:14:00.642	13 -	6:20.930	+ 5:23.557	11:29:34.795	
4 -	57.757	+ 0.384	11:14:58.399	14 -	1:01.406	+ 4.033	11:30:36.201	
5 -	58.160	+ 0.787	11:15:56.559	15 -	57.916	+ 0.543	11:31:34.117	
6 -	57.683	+ 0.310	11:16:54.242	16 -	1:00.459	+ 3.086	11:32:34.576	
7 -	1:01.477	+ 4.104	11:17:55.719	17 -	<b>57.373</b>		<b>11:33:31.949</b>	
8 -	57.458	+ 0.085	11:18:53.177	18 -	59.463	+ 2.090	11:34:31.412	
9 -	1:06.767	+ 9.394	11:19:59.944	19 -	57.824	+ 0.451	11:35:29.236	
10 -	57.613	+ 0.240	11:20:57.557					
<b>22</b>	<b>Ian BLUNT</b>						<b>Jedi MK6</b>	
1 -	1:22.464	+ 16.361	11:12:36.347	6 -	1:07.540	+ 1.437	11:18:10.955	
2 -	1:07.976	+ 1.873	11:13:44.323	7 -	1:06.507	+ 0.404	11:19:17.462	
3 -	1:06.611	+ 0.508	11:14:50.934	8 -	1:08.256	+ 2.153	11:20:25.718	
4 -	<b>1:06.103</b>		<b>11:15:57.037</b>	9 -	1:10.234	+ 4.131	11:21:35.952	
5 -	1:06.378	+ 0.275	11:17:03.415	10 -	1:07.907	+ 1.804	11:22:43.859	
<b>23</b>	<b>Kat IMPEY</b>						<b>Jedi MK6</b>	
1 -	1:04.908	+ 7.525	11:12:08.352	11 -	58.121	+ 0.738	11:22:16.903	
2 -	1:01.806	+ 4.423	11:13:10.158	12 -	58.180	+ 0.797	11:23:15.083	
3 -	1:00.460	+ 3.077	11:14:10.618	13 -	6:12.487	+ 5:15.104	11:29:27.570	
4 -	59.459	+ 2.076	11:15:10.077	14 -	57.712	+ 0.329	11:30:25.282	
5 -	58.720	+ 1.337	11:16:08.797	15 -	<b>57.383</b>		<b>11:31:22.665</b>	
6 -	1:15.668	+ 18.285	11:17:24.465	16 -	57.446	+ 0.063	11:32:20.111	
7 -	58.623	+ 1.240	11:18:23.088	17 -	59.557	+ 2.174	11:33:19.668	
8 -	58.070	+ 0.687	11:19:21.158	18 -	57.976	+ 0.593	11:34:17.644	
9 -	58.431	+ 1.048	11:20:19.589	19 -	57.489	+ 0.106	11:35:15.133	
10 -	59.193	+ 1.810	11:21:18.782	20 -	1:11.015 P	+ 13.632	11:36:26.148	

Silverstone National  
Circuit Length = 1.6390 miles  
Start: 11:10 End: 11:36

Weather / Track : Bright / Dry

# BRSCC FORMULA JADI CHAMPIONSHIP

## QUALIFYING RACE 15 - LAP ANALYSIS

<b>29</b>	<b>Dax WARD</b>						<b>Jedi Mk6</b>					
1 -	1:05.726	+ 7.033	11:12:07.338	6 -	1:07.429 P	+ 8.736	11:17:15.670					
2 -	1:01.001	+ 2.308	11:13:08.339	7 -	2:41.613	+ 1:42.920	11:19:57.283					
3 -	1:00.589	+ 1.896	11:14:08.928	8 -	59.721	+ 1.028	11:20:57.004					
4 -	1:00.620	+ 1.927	11:15:09.548	9 -	1:00.877	+ 2.184	11:21:57.881					
5 -	<b>58.693</b>		<b>11:16:08.241</b>	10 -	1:17.203 P	+ 18.510	11:23:15.084					
<b>30</b>	<b>Marc FORTUNE</b>						<b>Jedi Mk6</b>					
1 -	1:05.910	+ 8.019	11:12:15.712	11 -	1:01.433	+ 3.542	11:22:10.536					
2 -	1:00.655	+ 2.764	11:13:16.367	12 -	1:00.666	+ 2.775	11:23:11.202					
3 -	59.488	+ 1.597	11:14:15.855	13 -	6:26.395	+ 5:28.504	11:29:37.597					
4 -	1:00.091	+ 2.200	11:15:15.946	14 -	59.652	+ 1.761	11:30:37.249					
5 -	58.498	+ 0.607	11:16:14.444	15 -	1:00.248	+ 2.357	11:31:37.497					
6 -	59.208	+ 1.317	11:17:13.652	16 -	58.403	+ 0.512	11:32:35.900					
7 -	58.283	+ 0.392	11:18:11.935	17 -	<b>57.891</b>		<b>11:33:33.791</b>					
8 -	59.113	+ 1.222	11:19:11.048	18 -	58.783	+ 0.892	11:34:32.574					
9 -	59.393	+ 1.502	11:20:10.441	19 -	58.235	+ 0.344	11:35:30.809					
10 -	58.662	+ 0.771	11:21:09.103									
<b>46</b>	<b>Graham DYSON</b>						<b>Jedi Mk4</b>					
1 -	1:04.803	+ 4.231	11:12:00.574	9 -	1:02.613	+ 2.041	11:20:21.468					
2 -	1:03.101	+ 2.529	11:13:03.675	10 -	1:02.735	+ 2.163	11:21:24.203					
3 -	1:02.872	+ 2.300	11:14:06.547	11 -	1:03.583	+ 3.011	11:22:27.786					
4 -	1:03.171	+ 2.599	11:15:09.718	12 -	9:12.871	+ 8:12.299	11:31:40.657					
5 -	1:02.826	+ 2.254	11:16:12.544	13 -	1:14.848 P	+ 14.276	11:32:55.505					
6 -	1:02.467	+ 1.895	11:17:15.011	14 -	1:40.751	+ 40.179	11:34:36.256					
7 -	1:01.598	+ 1.026	11:18:16.609	15 -	<b>1:00.572</b>		<b>11:35:36.828</b>					
8 -	1:02.246	+ 1.674	11:19:18.855									
<b>52</b>	<b>Stuart ABBOTT</b>						<b>Jedi Mk6</b>					
1 -	1:18.276 P	+ 21.527	11:12:20.866	8 -	1:06.114 P	+ 9.365	11:21:41.647					
2 -	3:25.689	+ 2:28.940	11:15:46.555	9 -	9:25.940	+ 8:29.191	11:31:07.587					
3 -	58.772	+ 2.023	11:16:45.327	10 -	58.078	+ 1.329	11:32:05.665					
4 -	57.509	+ 0.760	11:17:42.836	11 -	57.245	+ 0.496	11:33:02.910					
5 -	57.157	+ 0.408	11:18:39.993	12 -	56.776	+ 0.027	11:33:59.686					
6 -	57.613	+ 0.864	11:19:37.606	13 -	<b>56.749</b>		<b>11:34:56.435</b>					
7 -	57.927	+ 1.178	11:20:35.533	14 -	57.047	+ 0.298	11:35:53.482					
<b>55</b>	<b>Daniel COOK</b>						<b>Jedi Mk6</b>					
1 -	1:04.177	+ 6.103	11:12:14.337	9 -	58.863	+ 0.789	11:20:06.906					
2 -	1:00.281	+ 2.207	11:13:14.618	10 -	58.136	+ 0.062	11:21:05.042					
3 -	59.675	+ 1.601	11:14:14.293	11 -	1:17.444 P	+ 19.370	11:22:22.486					
4 -	58.481	+ 0.407	11:15:12.774	12 -	6:59.887	+ 6:01.813	11:29:22.373					
5 -	59.044	+ 0.970	11:16:11.818	13 -	58.819	+ 0.745	11:30:21.192					
6 -	58.340	+ 0.266	11:17:10.158	14 -	58.612	+ 0.538	11:31:19.804					
7 -	59.545	+ 1.471	11:18:09.703	15 -	<b>58.074</b>		<b>11:32:17.878</b>					
8 -	58.340	+ 0.266	11:19:08.043	16 -	1:14.871 P	+ 16.797	11:33:32.749					
<b>63</b>	<b>Sam CREW</b>						<b>Jedi Mk6</b>					
1 -	1:10.522	+ 11.514	11:12:28.601	8 -	1:00.577	+ 1.569	11:30:30.171					
2 -	1:07.308	+ 8.300	11:13:35.909	9 -	59.238	+ 0.230	11:31:29.409					
3 -	1:03.191	+ 4.183	11:14:39.100	10 -	<b>59.008</b>		<b>11:32:28.417</b>					
4 -	1:19.199 P	+ 20.191	11:15:58.299	11 -	59.227	+ 0.219	11:33:27.644					
5 -	5:52.210	+ 4:53.202	11:21:50.509	12 -	59.543	+ 0.535	11:34:27.187					
6 -	1:01.282	+ 2.274	11:22:51.791	13 -	1:00.222	+ 1.214	11:35:27.409					
7 -	6:37.803	+ 5:38.795	11:29:29.594									
<b>66</b>	<b>Walt PIERRE</b>						<b>Jedi MK4</b>					
1 -	1:17.142	+ 10.457	11:12:18.656	5 -	1:08.728	+ 2.043	11:16:52.559					
2 -	1:09.271	+ 2.586	11:13:27.927	6 -	1:08.332	+ 1.647	11:18:00.891					
3 -	1:07.446	+ 0.761	11:14:35.373	7 -	<b>1:06.685</b>		<b>11:19:07.576</b>					
4 -	1:08.458	+ 1.773	11:15:43.831	8 -	1:07.277	+ 0.592	11:20:14.853					

Silverstone National  
Circuit Length = 1.6390 miles  
Start: 11:10 End: 11:36


Weather / Track : Bright / Dry

**BRSCC FORMULA JADI CHAMPIONSHIP  
QUALIFYING RACE 15 - LAP ANALYSIS**

<b>68</b>		<b>Russell SMALL</b>		<b>Jedi Mk6</b>			
1 -	1:04.766	+ 8.182	11:12:10.844	10 -	56.903	+ 0.319	11:20:51.196
2 -	59.417	+ 2.833	11:13:10.261	11 -	1:11.432 P	+ 14.848	11:22:02.628
3 -	58.919	+ 2.335	11:14:09.180	12 -	7:21.219	+ 6:24.635	11:29:23.847
4 -	58.643	+ 2.059	11:15:07.823	13 -	1:08.012 P	+ 11.428	11:30:31.859
5 -	57.382	+ 0.798	11:16:05.205	14 -	1:59.428	+ 1:02.844	11:32:31.287
6 -	57.432	+ 0.848	11:17:02.637	15 -	57.402	+ 0.818	11:33:28.689
7 -	57.095	+ 0.511	11:17:59.732	16 -	57.775	+ 1.191	11:34:26.464
8 -	<b>56.584</b>		<b>11:18:56.316</b>	17 -	56.849	+ 0.265	11:35:23.313
9 -	57.977	+ 1.393	11:19:54.293	18 -	1:19.720 P	+ 23.136	11:36:43.033
<b>78</b>		<b>Daniel LEVY</b>		<b>Jedi MKIV</b>			
1 -	1:07.889	+ 4.006	11:12:05.688	10 -	1:04.501	+ 0.618	11:21:46.126
2 -	1:05.610	+ 1.727	11:13:11.298	11 -	1:05.237	+ 1.354	11:22:51.363
3 -	1:04.379	+ 0.496	11:14:15.677	12 -	6:52.881	+ 5:48.998	11:29:44.244
4 -	1:04.636	+ 0.753	11:15:20.313	13 -	1:05.702	+ 1.819	11:30:49.946
5 -	1:03.998	+ 0.115	11:16:24.311	14 -	1:05.463	+ 1.580	11:31:55.409
6 -	<b>1:03.883</b>		<b>11:17:28.194</b>	15 -	1:04.198	+ 0.315	11:32:59.607
7 -	1:04.650	+ 0.767	11:18:32.844	16 -	1:03.935	+ 0.052	11:34:03.542
8 -	1:04.279	+ 0.396	11:19:37.123	17 -	1:04.835	+ 0.952	11:35:08.377
9 -	1:04.502	+ 0.619	11:20:41.625	18 -	1:29.007 P	+ 25.124	11:36:37.384

# BRSCC FORMULA JEDI CHAMPIONSHIP

## RACE 15 - GRID - AMENDED

ROW 11	1:06.685 66 Walt PIERRE	1:06.103 22 Ian BLUNT
ROW 10	1:03.883 78 Daniel LEVY	1:01.314 12 Craig HURRAN
ROW 9	1:00.572 46 Graham DYSON	59.008 63 Sam CREW
ROW 8	58.693 29 Dax WARD	58.664 14 Adam WALKER
ROW 7	58.074 55 Daniel COOK	57.980 8 John LORD
ROW 6	57.891 30 Marc FORTUNE	57.383 23 Kat IMPEY
ROW 5	57.373 20 Freddie KENNEDY	57.124 6 Adam SAWARD
ROW 4	57.015 3 Richard GITTINGS	56.818 7 Barry ARMSTRONG
ROW 3	56.749 52 Stuart ABBOTT	56.704 5 Frazer CORBYN
ROW 2	56.584 68 Russell SMALL	56.456 4 Jack SMITH
ROW 1	56.079 2 Richard MITCHAM	56.069 1 Nigel REUBEN
<b>Pole</b>		
		

Car 2 G46 Fastest two times disallowed for Cd1f Misbehaviour or unfair practice

Silverstone National  
Circuit Length = 1.6390 miles

These results are provisional until the conclusion of any judicial and technical matters.

Clerk of Course :		Timekeeper :

# BRSCC FORMULA JEDI CHAMPIONSHIP

## RACE 15 - CLASSIFICATION

POS	NO	CL	NAME	ENTRY	LAPS	TIME	GAP	DIFF	MPH	BEST	ON
1	5	B	Frazer CORBYN	Jedi Mk6	21	20:19.016			101.64	56.306	7
2	4	B	Jack SMITH	Jedi Mk6	21	20:19.370	0.354	0.354	101.61	56.537	6
3	20	B	Freddie KENNEDY	Jedi MK6	21	20:25.156	6.140	5.786	101.13	56.429	7
4	52	B	Stuart ABBOTT	Jedi Mk6	21	20:27.308	8.292	2.152	100.95	56.997	3
5	7	B	Barry ARMSTRONG	Jedi Mk6	21	20:27.681	8.665	0.373	100.92	56.584	7
6	6	B	Adam SAWARD	Jedi Mk6	21	20:28.274	9.258	0.593	100.87	56.894	3
7	2	B	Richard MITCHAM	Jedi Mk6	21	20:37.409	18.393	9.135	100.13	56.240	5
8	68	B	Russell SMALL	Jedi Mk6	21	20:41.663	22.647	4.254	99.79	56.602	6
9	23	B	Kat IMPEY	Jedi MK6	21	21:03.887	44.871	22.224	98.03	58.218	5
10	30	B	Marc FORTUNE	Jedi Mk6	21	21:07.640	48.624	3.753	97.74	58.249	4
11	55	B	Daniel COOK	Jedi Mk6	21	21:08.441	49.425	0.801	97.68	58.428	4
12	8	B	John LORD	Jedi Mk6	21	21:09.448	50.432	1.007	97.60	58.632	19
13	29	B	Dax WARD	Jedi Mk6	20	20:43.298	1 lap	1 lap	94.91	59.892	4
14	46	B	Graham DYSON	Jedi Mk4	20	20:43.602	1 lap	0.304	94.89	59.627	4
15	12	B	Craig HURRAN	Jedi Mk4	20	21:13.382	1 lap	29.780	92.67	1:01.359	5
16	78	B	Daniel LEVY	Jedi MKIV	19	21:13.624	2 laps	1 lap	88.02	1:05.106	5
17	66	B	Walt PIERRE	Jedi MK4	16	20:26.351	5 laps	3 laps	76.98	1:09.772	2

### NOT CLASSIFIED

DNC	63	B	Sam CREW	Jedi Mk6	12	12:09.568	9 laps	4 laps	97.04	58.633	7
DNC	14	B	Adam WALKER	Jedi Mk6	11	11:13.348	10 laps	1 lap	96.39	59.064	7
DNC	1	B	Nigel REUBEN	Jedi Mk6	8	7:41.489	13 laps	3 laps	102.28	56.579	2
DNC	22	B	Ian BLUNT	Jedi MK6	5	6:26.556	16 laps	3 laps	76.31	1:08.816	2

### FASTEST LAP

2	B	Richard MITCHAM	Jedi Mk6	5	56.240	104.91 mph	168.84 kph
---	---	-----------------	----------	---	--------	------------	------------

Weather / Track : Cloudy / Dry

These results are provisional until the conclusion of any judicial and technical matters.

Silverstone National  
Circuit Length = 1.6390 miles  
Start: 16:31 End: 16:53

Clerk of Course :	Timekeeper :
-------------------	--------------

**BRSCC FORMULA JEDI CHAMPIONSHIP**  
**RACE 15 - LAP CHART**

Lap 1			Lap 2			Lap 3			Lap 4			Lap 5		
No	Behind	Laptime	No	Behind	Laptime	No	Behind	Laptime	No	Behind	Laptime	No	Behind	Laptime
1		59.281	1		56.579	1		56.752	1		56.621	1		56.608
2	1.871	1:00.400	2	2.493	57.201	2	2.070	56.329	2	1.965	56.516	22	1 LAP	1:10.794
68	2.371	1:00.384	68	2.926	57.134	68	2.937	56.763	66	1 LAP	1:10.469	2	1.597	56.240
4	2.647	1:01.090	4	3.349	57.281	4	3.440	56.843	68	3.201	56.885	68	3.549	56.956
5	2.941	1:00.741	5	3.689	57.327	5	3.626	56.689	5	3.650	56.645	5	3.783	56.741
6	3.293	1:00.508	6	4.438	57.724	6	4.580	56.894	4	4.128	57.309	4	4.121	56.601
52	3.561	1:01.012	52	4.875	57.893	52	5.120	56.997	6	5.104	57.145	6	5.626	57.130
7	4.492	1:01.657	20	6.073	58.156	20	6.986	57.665	52	5.646	57.147	52	6.083	57.045
20	4.496	1:01.566	7	6.195	58.282	7	7.258	57.815	20	7.529	57.164	20	8.062	57.141
30	5.175	1:01.761	30	7.846	59.250	30	9.442	58.348	7	7.715	57.078	7	8.564	57.457
23	5.646	1:02.547	23	8.356	59.289	23	10.405	58.801	30	11.070	58.249	30	13.686	59.224
55	6.252	1:02.495	55	9.237	59.564	55	11.309	58.824	23	12.619	58.835	23	14.229	58.218
8	6.985	1:03.118	8	11.050	1:00.644	8	13.854	59.556	55	13.116	58.428	55	15.009	58.501
63	8.124	1:03.813	63	12.222	1:00.677	63	14.886	59.416	8	16.229	58.996	8	19.025	59.404
14	8.561	1:03.371	14	12.545	1:00.563	14	15.348	59.555	63	17.011	58.746	63	19.373	58.970
29	9.684	1:04.991	46	14.132	1:00.598	46	17.493	1:00.113	14	17.957	59.230	14	20.729	59.380
46	10.113	1:04.809	29	14.660	1:01.555	29	18.184	1:00.276	46	20.499	59.627	66	1 LAP	1:16.295
12	10.941	1:05.881	12	16.645	1:02.283	12	21.540	1:01.647	29	21.455	59.892	46	23.905	1:00.014
78	15.666	1:09.617	78	25.367	1:06.280	78	34.020	1:05.405	12	26.774	1:01.855	29	25.301	1:00.454
22	17.907	1:12.003	22	30.144	1:08.816	22	42.489	1:09.097	78	42.649	1:05.250	12	31.525	1:01.359
66	32.278	1:17.651	66	45.471	1:09.772							78	51.147	1:05.106

**BRSCC FORMULA JEDI CHAMPIONSHIP**  
**RACE 15 - LAP CHART**

Lap 6			Lap 7			Lap 8			Lap 9			Lap 10		
No	Behind	Laptime	No	Behind	Laptime	No	Behind	Laptime	No	Behind	Laptime	No	Behind	Laptime
1		56.673	1		57.132	1		57.292	2		57.883	2		57.178
2	1.712	56.788	2	1.060	56.480	2	0.314	56.546	5	1.791	57.486	5	2.401	57.788
68	3.478	56.602	78	1 LAP	1:05.426	5	2.502	56.805	4	3.468	57.878	4	4.371	58.081
5	3.815	56.705	5	2.989	56.306	4	3.787	57.283	68	5.079	58.902	68	6.536	58.635
4	3.985	56.537	68	3.548	57.202	68	4.374	58.118	52	6.855	58.708	52	7.588	57.911
6	5.954	57.001	4	3.796	56.943	6	6.242	57.697	20	7.258	58.312	20	8.540	58.460
52	6.519	57.109	6	5.837	57.015	52	6.344	57.157	6	8.078	1:00.033	7	9.446	58.375
20	8.112	56.723	52	6.479	57.092	20	7.143	57.026	7	8.249	58.303	6	10.060	59.160
7	8.917	57.026	20	7.409	56.429	7	8.143	57.066	66	2 LAPS	1:19.268	30	22.991	1:00.292
30	15.737	58.724	7	8.369	56.584	78	1 LAP	1:05.330	78	1 LAP	1:07.216	23	24.165	1:00.844
23	16.116	58.560	30	17.503	58.898	30	18.638	58.427	30	19.877	59.436	55	26.484	1:00.692
55	17.290	58.954	23	18.067	59.083	23	19.467	58.692	23	20.499	59.229	78	1 LAP	1:08.976
8	21.517	59.165	55	19.687	59.529	55	21.485	59.090	55	22.970	59.682	63	31.682	1:01.605
63	21.949	59.249	8	23.164	58.779	63	25.292	59.134	63	27.255	1:00.160	8	31.897	1:01.351
14	23.272	59.216	63	23.450	58.633	8	25.503	59.631	8	27.724	1:00.418	14	34.022	1:01.787
46	27.603	1:00.371	14	25.204	59.064	14	27.350	59.438	14	29.413	1:00.260	66	2 LAPS	1:19.713
29	30.034	1:01.406	46	30.328	59.857	46	34.626	1:01.590	46	37.987	1:01.558	46	42.487	1:01.678
12	36.351	1:01.499	29	33.241	1:00.339	29	36.011	1:00.062	29	38.575	1:00.761	29	43.033	1:01.636
66	1 LAP	1:13.061	12	40.773	1:01.554	12	45.889	1:02.408	12	50.587	1:02.895	12	56.493	1:03.084
22	1 LAP	1:36.110 P	66	1 LAP	1:12.639									



**BRSCC FORMULA JEDI CHAMPIONSHIP**  
**RACE 15 - LAP CHART**

Lap 11			Lap 12			Lap 13			Lap 14			Lap 15		
No	Behind	Laptime	No	Behind	Laptime	No	Behind	Laptime	No	Behind	Laptime	No	Behind	Laptime
2		57.616	2		58.419	2		58.083	2		58.747	4		59.116
5	2.404	57.619	66	3 LAPS	1:17.888	5	3.364	59.045	5	2.870	58.253	5	0.290	59.947
4	4.460	57.705	5	2.402	58.417	4	3.564	58.459	4	3.411	58.594	46	1 LAP	1:03.869
68	7.839	58.919	4	3.188	57.147	20	9.565	58.551	20	9.223	58.405	78	2 LAPS	1:05.954
52	7.985	58.013	12	1 LAP	1:05.102	52	10.499	59.573	52	9.994	58.242	20	4.978	58.282
20	9.209	58.285	68	8.429	59.009	68	10.661	1:00.315	7	10.836	58.708	52	6.318	58.851
7	9.735	57.905	52	9.009	59.443	7	10.875	59.391	6	11.930	59.241	7	7.217	58.908
6	10.928	58.484	20	9.097	58.307	6	11.436	58.960	68	13.810	1:01.896	6	8.232	58.829
30	25.182	59.807	7	9.567	58.251	12	1 LAP	1:05.978	12	1 LAP	1:04.255	68	11.957	1:00.674
23	26.196	59.647	6	10.559	58.050	66	3 LAPS	1:17.792	30	34.696	1:04.554	2	17.528	1:20.055
55	28.882	1:00.014	30	26.705	59.942	30	28.889	1:00.267	23	35.353	1:04.726	12	1 LAP	1:04.418
63	35.209	1:01.143	23	27.377	59.600	23	29.374	1:00.080	55	36.345	1:01.446	30	32.721	1:00.552
8	35.786	1:01.505	55	30.594	1:00.131	55	33.646	1:01.135	66	3 LAPS	1:19.180	23	34.006	1:01.180
14	38.868	1:02.462	63	36.669	59.879	8	40.705	1:01.483	8	42.905	1:00.947	55	35.139	1:01.321
78	1 LAP	1:07.606	8	37.305	59.938	29	56.235	1:03.154	29	59.643	1:02.155	8	42.393	1:02.015
46	46.666	1:01.795	78	1 LAP	1:06.651	46	57.813	1:04.298				66	3 LAPS	1:16.450
29	47.916	1:02.499	29	51.164	1:01.667	78	1 LAP	1:06.473						
			46	51.598	1:03.351									

**BRSCC FORMULA JEDI CHAMPIONSHIP**  
**RACE 15 - LAP CHART**

Lap 16			Lap 17			Lap 18			Lap 19			Lap 20		
No	Behind	Laptime	No	Behind	Laptime	No	Behind	Laptime	No	Behind	Laptime	No	Behind	Laptime
5		58.631	5		59.033	5		58.011	5		57.064	5		56.931
4	0.230	59.151	4	0.146	58.949	4	0.173	58.038	4	0.253	57.144	4	0.384	57.062
29	1 LAP	1:03.370	20	4.683	58.902	20	4.661	57.989	20	5.331	57.734	20	5.654	57.254
20	4.814	58.757	52	6.604	59.040	52	6.393	57.800	52	6.907	57.578	52	7.506	57.530
46	1 LAP	1:03.419	7	6.931	58.851	7	6.882	57.962	7	7.408	57.590	7	8.146	57.669
52	6.597	59.200	29	1 LAP	1:05.209	6	7.922	58.080	6	8.435	57.577	6	8.665	57.161
7	7.113	58.817	6	7.853	58.804	29	1 LAP	1:02.459	29	1 LAP	1:00.842	2	18.890	58.860
6	8.082	58.771	46	1 LAP	1:03.129	46	1 LAP	1:01.417	46	1 LAP	1:01.093	29	1 LAP	1:01.002
78	2 LAPS	1:06.617	66	4 LAPS	1:15.244	68	14.997	58.703	68	16.836	58.903	68	20.211	1:00.306
68	12.832	59.796	68	14.305	1:00.506	2	16.377	58.077	2	16.961	57.648	46	1 LAP	1:01.205
2	16.884	58.277	2	16.311	58.460	78	2 LAPS	1:07.102	78	2 LAPS	1:06.152	30	41.694	59.728
12	1 LAP	1:03.388	78	2 LAPS	1:06.853	66	4 LAPS	1:14.611	30	38.897	1:00.214	23	42.311	59.967
30	33.747	59.947	12	1 LAP	1:02.888	12	1 LAP	1:02.947	23	39.275	1:00.115	78	2 LAPS	1:05.850
23	35.047	59.962	30	34.012	59.298	30	35.747	59.746	12	1 LAP	1:04.443	55	46.458	59.615
55	36.972	1:00.754	23	35.088	59.074	23	36.224	59.147	55	43.774	1:00.800	8	48.455	58.640
8	44.570	1:01.098	55	37.952	1:00.013	55	40.038	1:00.097	8	46.746	58.632	12	1 LAP	1:03.930
			8	44.462	58.925	8	45.178	58.727	66	4 LAPS	1:14.726			

# BRSCC FORMULA JEDI CHAMPIONSHIP

## RACE 15 - LAP CHART

Lap 21		
No	Behind	Laptime
5		56.800
4	0.354	56.770
20	6.140	57.286
66	5 LAPS	1:13.133
52	8.292	57.586
7	8.665	57.319
6	9.258	57.393
2	18.393	56.303
68	22.647	59.236
29	1 LAP	1:01.044
46	1 LAP	1:00.675
23	44.871	59.360
30	48.624	1:03.730
55	49.425	59.767
8	50.432	58.777
12	1 LAP	1:02.676
78	2 LAPS	1:05.879

**WWW.DEES.CO.UK FORD FIESTA CHAMPIONSHIP  
QUALIFYING RACE 5 - CLASSIFICATION**

POS	NO	CL	NAME	ENTRY	TIME	ON	LAPS	GAP	DIFF	MPH
1	52	C	Ben ROPER	Ford Fiesta ST	1:11.791	6	9			82.18
2	41	C	Nick SANDERSON	Ford Fiesta ST	1:11.991	10	12	0.200	0.200	81.95
3	4	C	Ryan STIRLING	Ford Fiest ST	1:12.034	5	12	0.243	0.043	81.91
4	54	C	Sandy FORREST	Ford Fiesta ST	1:12.151	10	10	0.360	0.117	81.77
5	39	C	David ELLESLEY	Ford Fiesta ST	1:12.186	10	10	0.395	0.035	81.73
6	14	A	David NYE	Ford Fiesta Si	1:12.408	5	11	0.617	0.222	81.48
7	3	A	David ABBOTT	Ford Fiesta Si	1:12.529	11	11	0.738	0.121	81.35
8	10	A	Brian ROPER	Ford Fiesta Si	1:12.750	10	11	0.959	0.221	81.10
9	42	C	Stewart SCOTT	Ford Fiesta ST	1:12.906	11	12	1.115	0.156	80.93
10	30	C	Gordon TOMKINS	Ford Fiesta ST	1:12.922	11	11	1.131	0.016	80.91
11	68	A	Terry UPTON	Ford Fiesta Si	1:12.961	9	11	1.170	0.039	80.87
12	8	C	Richard KEMP	Ford Fiesta ST	1:13.396	8	11	1.605	0.435	80.39
13	43	A	Alan DONNELLY	Ford Fiesta Si	1:13.579	6	11	1.788	0.183	80.19
14	40	C	John FINDLAY	Ford Fiesta ST	1:13.991	7	11	2.200	0.412	79.74
15	5	C	AI DALY	Ford Fiesta ST	1:14.027	9	11	2.236	0.036	79.70
16	81	C	Ross MCCOLM	Ford Fiesta ST	1:14.135	4	9	2.344	0.108	79.58
17	12	A	Richard COLE-BIROTH	Ford Fiesta Zetec	1:14.597	8	11	2.806	0.462	79.09
18	16	A	Tim BENNETT	Ford Fiesta Si	1:14.741	11	11	2.950	0.144	78.94
19	45	A	Stephen BROWN	Ford Fiesta Si	1:15.003	5	11	3.212	0.262	78.66
20	11	A	Joanna COLE-BIROTH	Ford Fiesta Zetec	1:15.093	9	11	3.302	0.090	78.57
21	56	B	Scott STEVENS	Ford Fiesta Zetec	1:15.168	8	9	3.377	0.075	78.49
22	66	C	Phill SIMPSON	Ford Fiesta ST	1:15.228	9	11	3.437	0.060	78.43
23	1	B	Mark TILBURY	Ford Fiesta Zetec	1:15.301	9	11	3.510	0.073	78.35
24	23	B	Simon LAY	Ford Fiesta Zetec	1:15.831	9	11	4.040	0.530	77.80
25	2	B	Barry EDWARDS	Ford Fiesta Zetec	1:15.996	8	10	4.205	0.165	77.64
26	55	B	Ken BATEMAN	Ford Fiesta Zetec	1:16.050	10	11	4.259	0.054	77.58
27	17	B	Keith CHAPMAN	Ford Fiesta Zetec	1:16.485	8	11	4.694	0.435	77.14
28	57	B	Lee BRETT	Ford Fiesta	1:17.017	8	10	5.226	0.532	76.61
29	82	B	Stewart CROUCHER	Ford Fiesta Zetec	1:18.424	8	10	6.633	1.407	75.23
30	70	B	Daniel WICKENS	Ford Fiesta Zetec	1:19.789	4	10	7.998	1.365	73.94
31	77	B	Michel EDWARDS	Ford Fiesta Zetec	1:21.238	9	10	9.447	1.449	72.63
32	44	B	Pam BROWN	Ford Fiesta Zetec	1:22.858	7	10	11.067	1.620	71.21

Car 12 check transponder location, Car 11 has two transponders

Weather / Track : Cloudy / Dry

These results are provisional until the conclusion of any judicial and technical matters.

Silverstone National  
Circuit Length = 1.6390 miles  
Start: 10:48 End: 11:05

Clerk of Course :	Timekeeper :
-------------------	--------------

**WWW.DEES.CO.UK FORD FIESTA CHAMPIONSHIP**  
**QUALIFYING RACE 5 - LAP ANALYSIS**

<b>1</b>	<b>Mark TILBURY</b>		<b>Ford Fiesta Zetec</b>				
1 -	1:35.600	+ 20.299	10:51:51.761	7 -	1:19.807	+ 4.506	10:59:57.243
2 -	1:26.584	+ 11.283	10:53:18.345	8 -	1:15.570	+ 0.269	11:01:12.813
3 -	1:25.643	+ 10.342	10:54:43.988	9 -	<b>1:15.301</b>		<b>11:02:28.114</b>
4 -	1:16.065	+ 0.764	10:56:00.053	10 -	1:15.583	+ 0.282	11:03:43.697
5 -	1:21.480	+ 6.179	10:57:21.533	11 -	1:16.049	+ 0.748	11:04:59.746
6 -	1:15.903	+ 0.602	10:58:37.436				
<b>2</b>	<b>Barry EDWARDS</b>		<b>Ford Fiesta Zetec</b>				
1 -	1:40.338	+ 24.342	10:51:21.520	6 -	1:17.235	+ 1.239	10:58:10.544
2 -	1:29.713	+ 13.717	10:52:51.233	7 -	1:16.464	+ 0.468	10:59:27.008
3 -	1:24.242	+ 8.246	10:54:15.475	8 -	<b>1:15.996</b>		<b>11:00:43.004</b>
4 -	1:19.629	+ 3.633	10:55:35.104	9 -	1:28.377 P	+ 12.381	11:02:11.381
5 -	1:18.205	+ 2.209	10:56:53.309	10 -	2:43.110	+ 1:27.114	11:04:54.491
<b>3</b>	<b>David ABBOTT</b>		<b>Ford Fiesta Si</b>				
1 -	1:27.396	+ 14.867	10:51:26.740	7 -	1:13.532	+ 1.003	10:59:03.414
2 -	1:21.992	+ 9.463	10:52:48.732	8 -	1:13.388	+ 0.859	11:00:16.802
3 -	1:16.566	+ 4.037	10:54:05.298	9 -	1:13.068	+ 0.539	11:01:29.870
4 -	1:15.190	+ 2.661	10:55:20.488	10 -	1:23.126	+ 10.597	11:02:52.996
5 -	1:14.600	+ 2.071	10:56:35.088	11 -	<b>1:12.529</b>		<b>11:04:05.525</b>
6 -	1:14.794	+ 2.265	10:57:49.882				
<b>4</b>	<b>Ryan STIRLING</b>		<b>Ford Fiest ST</b>				
1 -	1:29.426	+ 17.392	10:51:15.094	7 -	1:13.011	+ 0.977	10:58:39.115
2 -	1:15.197	+ 3.163	10:52:30.291	8 -	1:13.417	+ 1.383	10:59:52.532
3 -	1:14.595	+ 2.561	10:53:44.886	9 -	1:12.616	+ 0.582	11:01:05.148
4 -	1:13.721	+ 1.687	10:54:58.607	10 -	1:12.714	+ 0.680	11:02:17.862
5 -	<b>1:12.034</b>		<b>10:56:10.641</b>	11 -	1:13.016	+ 0.982	11:03:30.878
6 -	1:15.463	+ 3.429	10:57:26.104	12 -	1:13.761	+ 1.727	11:04:44.639
<b>5</b>	<b>AI DALY</b>		<b>Ford Fiesta ST</b>				
1 -	1:27.095	+ 13.068	10:51:27.307	7 -	1:14.069	+ 0.042	10:59:05.771
2 -	1:21.788	+ 7.761	10:52:49.095	8 -	1:16.848	+ 2.821	11:00:22.619
3 -	1:16.913	+ 2.886	10:54:06.008	9 -	<b>1:14.027</b>		<b>11:01:36.646</b>
4 -	1:15.271	+ 1.244	10:55:21.279	10 -	1:14.254	+ 0.227	11:02:50.900
5 -	1:14.798	+ 0.771	10:56:36.077	11 -	1:14.255	+ 0.228	11:04:05.155
6 -	1:15.625	+ 1.598	10:57:51.702				
<b>8</b>	<b>Richard KEMP</b>		<b>Ford Fiesta ST</b>				
1 -	1:34.660	+ 21.264	10:51:56.620	7 -	1:14.384	+ 0.988	10:59:40.238
2 -	1:27.180	+ 13.784	10:53:23.800	8 -	<b>1:13.396</b>		<b>11:00:53.634</b>
3 -	1:17.993	+ 4.597	10:54:41.793	9 -	1:13.422	+ 0.026	11:02:07.056
4 -	1:13.650	+ 0.254	10:55:55.443	10 -	1:14.751	+ 1.355	11:03:21.807
5 -	1:16.298	+ 2.902	10:57:11.741	11 -	1:18.675	+ 5.279	11:04:40.482
6 -	1:14.113	+ 0.717	10:58:25.854				
<b>10</b>	<b>Brian ROPER</b>		<b>Ford Fiesta Si</b>				
1 -	1:36.570	+ 23.820	10:52:13.289	7 -	1:13.542	+ 0.792	10:59:37.867
2 -	1:15.844	+ 3.094	10:53:29.133	8 -	1:13.183	+ 0.433	11:00:51.050
3 -	1:14.353	+ 1.603	10:54:43.486	9 -	1:13.823	+ 1.073	11:02:04.873
4 -	1:13.217	+ 0.467	10:55:56.703	10 -	<b>1:12.750</b>		<b>11:03:17.623</b>
5 -	1:14.261	+ 1.511	10:57:10.964	11 -	1:18.671	+ 5.921	11:04:36.294
6 -	1:13.361	+ 0.611	10:58:24.325				
<b>11</b>	<b>Joanna COLE-BIROTH</b>		<b>Ford Fiesta Zetec</b>				
1 -	1:35.418	+ 20.325	10:51:43.248	7 -	1:15.482	+ 0.389	10:59:34.940
2 -	1:23.999	+ 8.906	10:53:07.247	8 -	1:15.446	+ 0.353	11:00:50.386
3 -	1:19.549	+ 4.456	10:54:26.796	9 -	<b>1:15.093</b>		<b>11:02:05.479</b>
4 -	1:17.469	+ 2.376	10:55:44.265	10 -	1:15.945	+ 0.852	11:03:21.424
5 -	1:17.951	+ 2.858	10:57:02.216	11 -	1:19.304	+ 4.211	11:04:40.728
6 -	1:17.242	+ 2.149	10:58:19.458				

Silverstone National  
Circuit Length = 1.6390 miles  
Start: 10:48 End: 11:05

Weather / Track : Cloudy / Dry

**WWW.DEES.CO.UK FORD FIESTA CHAMPIONSHIP  
QUALIFYING RACE 5 - LAP ANALYSIS**

<b>12</b>	<b>Richard COLE-BIROTH</b>		<b>Ford Fiesta Zetec</b>				
1 -	1:28.873	+ 14.276	10:51:00.722	7 -	1:17.244	+ 2.647	10:58:49.231
2 -	1:21.306	+ 6.709	10:52:22.028	8 -	<b>1:14.597</b>		<b>11:00:03.828</b>
3 -	1:17.762	+ 3.165	10:53:39.790	9 -	1:15.348	+ 0.751	11:01:19.176
4 -	1:17.131	+ 2.534	10:54:56.921	10 -	1:17.936	+ 3.339	11:02:37.112
5 -	1:17.054	+ 2.457	10:56:13.975	11 -	1:15.200	+ 0.603	11:03:52.312
6 -	1:18.012	+ 3.415	10:57:31.987				
<b>14</b>	<b>David NYE</b>		<b>Ford Fiesta Si</b>				
1 -	1:29.468	+ 17.060	10:51:32.299	7 -	1:12.671	+ 0.263	10:59:06.531
2 -	1:21.815	+ 9.407	10:52:54.114	8 -	1:15.011	+ 2.603	11:00:21.542
3 -	1:18.976	+ 6.568	10:54:13.090	9 -	1:12.662	+ 0.254	11:01:34.204
4 -	1:12.471	+ 0.063	10:55:25.561	10 -	1:17.565	+ 5.157	11:02:51.769
5 -	<b>1:12.408</b>		<b>10:56:37.969</b>	11 -	1:20.298	+ 7.890	11:04:12.067
6 -	1:15.891	+ 3.483	10:57:53.860				
<b>16</b>	<b>Tim BENNETT</b>		<b>Ford Fiesta Si</b>				
1 -	1:39.092	+ 24.351	10:51:19.524	7 -	1:16.136	+ 1.395	10:59:39.957
2 -	1:29.700	+ 14.959	10:52:49.224	8 -	1:15.985	+ 1.244	11:00:55.942
3 -	1:26.082	+ 11.341	10:54:15.306	9 -	1:15.391	+ 0.650	11:02:11.333
4 -	1:26.012	+ 11.271	10:55:41.318	10 -	1:15.600	+ 0.859	11:03:26.933
5 -	1:23.165	+ 8.424	10:57:04.483	11 -	<b>1:14.741</b>		<b>11:04:41.674</b>
6 -	1:19.338	+ 4.597	10:58:23.821				
<b>17</b>	<b>Keith CHAPMAN</b>		<b>Ford Fiesta Zetec</b>				
1 -	1:30.368	+ 13.883	10:51:25.088	7 -	1:16.575	+ 0.090	10:59:27.708
2 -	1:27.718	+ 11.233	10:52:52.806	8 -	<b>1:16.485</b>		<b>11:00:44.193</b>
3 -	1:23.258	+ 6.773	10:54:16.064	9 -	1:17.762	+ 1.277	11:02:01.955
4 -	1:20.149	+ 3.664	10:55:36.213	10 -	1:17.438	+ 0.953	11:03:19.393
5 -	1:17.396	+ 0.911	10:56:53.609	11 -	1:18.342	+ 1.857	11:04:37.735
6 -	1:17.524	+ 1.039	10:58:11.133				
<b>23</b>	<b>Simon LAY</b>		<b>Ford Fiesta Zetec</b>				
1 -	1:35.830	+ 19.999	10:51:21.946	7 -	1:16.578	+ 0.747	10:59:25.562
2 -	1:29.299	+ 13.468	10:52:51.245	8 -	1:15.900	+ 0.069	11:00:41.462
3 -	1:23.516	+ 7.685	10:54:14.761	9 -	<b>1:15.831</b>		<b>11:01:57.293</b>
4 -	1:18.495	+ 2.664	10:55:33.256	10 -	1:15.960	+ 0.129	11:03:13.253
5 -	1:18.909	+ 3.078	10:56:52.165	11 -	1:19.405	+ 3.574	11:04:32.658
6 -	1:16.819	+ 0.988	10:58:08.984				
<b>30</b>	<b>Gordon TOMKINS</b>		<b>Ford Fiesta ST</b>				
1 -	1:32.587	+ 19.665	10:51:38.608	7 -	1:14.245	+ 1.323	10:59:17.684
2 -	1:19.581	+ 6.659	10:52:58.189	8 -	1:14.067	+ 1.145	11:00:31.751
3 -	1:18.914	+ 5.992	10:54:17.103	9 -	1:14.505	+ 1.583	11:01:46.256
4 -	1:16.297	+ 3.375	10:55:33.400	10 -	1:13.370	+ 0.448	11:02:59.626
5 -	1:15.431	+ 2.509	10:56:48.831	11 -	<b>1:12.922</b>		<b>11:04:12.548</b>
6 -	1:14.608	+ 1.686	10:58:03.439				
<b>39</b>	<b>David ELLESLEY</b>		<b>Ford Fiesta ST</b>				
1 -	1:24.890	+ 12.704	10:51:13.673	6 -	1:15.717	+ 3.531	10:57:30.523
2 -	1:16.308	+ 4.122	10:52:29.981	7 -	1:13.241	+ 1.055	10:58:43.764
3 -	1:14.708	+ 2.522	10:53:44.689	8 -	1:13.386	+ 1.200	10:59:57.150
4 -	1:17.429	+ 5.243	10:55:02.118	9 -	1:12.615	+ 0.429	11:01:09.765
5 -	1:12.688	+ 0.502	10:56:14.806	10 -	<b>1:12.186</b>		<b>11:02:21.951</b>
<b>40</b>	<b>John FINDLAY</b>		<b>Ford Fiesta ST</b>				
1 -	1:31.726	+ 17.735	10:51:22.198	7 -	<b>1:13.991</b>		<b>10:59:05.182</b>
2 -	1:22.304	+ 8.313	10:52:44.502	8 -	1:24.123	+ 10.132	11:00:29.305
3 -	1:16.041	+ 2.050	10:54:00.543	9 -	1:16.056	+ 2.065	11:01:45.361
4 -	1:14.237	+ 0.246	10:55:14.780	10 -	1:15.671	+ 1.680	11:03:01.032
5 -	1:15.092	+ 1.101	10:56:29.872	11 -	1:14.027	+ 0.036	11:04:15.059
6 -	1:21.319	+ 7.328	10:57:51.191				

Silverstone National  
Circuit Length = 1.6390 miles  
Start: 10:48 End: 11:05

Weather / Track : Cloudy / Dry

**WWW.DEES.CO.UK FORD FIESTA CHAMPIONSHIP  
QUALIFYING RACE 5 - LAP ANALYSIS**

<b>41</b>	<b>Nick SANDERSON</b>		<b>Ford Fiesta ST</b>				
1 -	1:28.040	+ 16.049	10:51:09.279	7 -	1:12.738	+ 0.747	10:58:35.695
2 -	1:20.469	+ 8.478	10:52:29.748	8 -	1:12.947	+ 0.956	10:59:48.642
3 -	1:14.110	+ 2.119	10:53:43.858	9 -	1:12.245	+ 0.254	11:01:00.887
4 -	1:13.798	+ 1.807	10:54:57.656	10 -	<b>1:11.991</b>		<b>11:02:12.878</b>
5 -	1:12.498	+ 0.507	10:56:10.154	11 -	1:19.077	+ 7.086	11:03:31.955
6 -	1:12.803	+ 0.812	10:57:22.957	12 -	1:16.548	+ 4.557	11:04:48.503
<b>42</b>	<b>Stewart SCOTT</b>		<b>Ford Fiesta ST</b>				
1 -	1:32.441	+ 19.535	10:51:16.196	7 -	1:13.785	+ 0.879	10:58:46.259
2 -	1:14.587	+ 1.681	10:52:30.783	8 -	1:12.951	+ 0.045	10:59:59.210
3 -	1:13.363	+ 0.457	10:53:44.146	9 -	1:13.077	+ 0.171	11:01:12.287
4 -	1:19.565	+ 6.659	10:55:03.711	10 -	1:12.939	+ 0.033	11:02:25.226
5 -	1:13.186	+ 0.280	10:56:16.897	11 -	<b>1:12.906</b>		<b>11:03:38.132</b>
6 -	1:15.577	+ 2.671	10:57:32.474	12 -	1:15.204	+ 2.298	11:04:53.336
<b>43</b>	<b>Alan DONNELLY</b>		<b>Ford Fiesta Si</b>				
1 -	1:40.494	+ 26.915	10:52:17.628	7 -	1:14.354	+ 0.775	10:59:52.600
2 -	1:19.702	+ 6.123	10:53:37.330	8 -	1:14.185	+ 0.606	11:01:06.785
3 -	1:17.142	+ 3.563	10:54:54.472	9 -	1:13.772	+ 0.193	11:02:20.557
4 -	1:15.475	+ 1.896	10:56:09.947	10 -	1:14.528	+ 0.949	11:03:35.085
5 -	1:14.720	+ 1.141	10:57:24.667	11 -	1:15.770	+ 2.191	11:04:50.855
6 -	<b>1:13.579</b>		<b>10:58:38.246</b>				
<b>44</b>	<b>Pam BROWN</b>		<b>Ford Fiesta Zetec</b>				
1 -	1:40.366	+ 17.508	10:51:20.928	6 -	1:23.492	+ 0.634	10:59:18.435
2 -	1:29.680	+ 6.822	10:52:50.608	7 -	<b>1:22.858</b>		<b>11:00:41.293</b>
3 -	1:29.112	+ 6.254	10:54:19.720	8 -	1:23.536	+ 0.678	11:02:04.829
4 -	1:24.387	+ 1.529	10:55:44.107	9 -	1:25.512	+ 2.654	11:03:30.341
5 -	2:10.836	+ 47.978	10:57:54.943	10 -	1:23.004	+ 0.146	11:04:53.345
<b>45</b>	<b>Stephen BROWN</b>		<b>Ford Fiesta Si</b>				
1 -	1:35.211	+ 20.208	10:51:09.047	7 -	1:15.423	+ 0.420	10:59:13.871
2 -	1:25.382	+ 10.379	10:52:34.429	8 -	1:16.040	+ 1.037	11:00:29.911
3 -	1:22.716	+ 7.713	10:53:57.145	9 -	1:17.678	+ 2.675	11:01:47.589
4 -	1:16.844	+ 1.841	10:55:13.989	10 -	1:24.073	+ 9.070	11:03:11.662
5 -	<b>1:15.003</b>		<b>10:56:28.992</b>	11 -	1:16.790	+ 1.787	11:04:28.452
6 -	1:29.456	+ 14.453	10:57:58.448				
<b>52</b>	<b>Ben ROPER</b>		<b>Ford Fiesta ST</b>				
1 -	1:36.538	+ 24.747	10:52:12.582	6 -	<b>1:11.791</b>		<b>10:58:19.837</b>
2 -	1:14.996	+ 3.205	10:53:27.578	7 -	1:12.041	+ 0.250	10:59:31.878
3 -	1:13.905	+ 2.114	10:54:41.483	8 -	1:20.525	+ 8.734	11:00:52.403
4 -	1:12.125	+ 0.334	10:55:53.608	9 -	1:23.239	+ 11.448	11:02:15.642
5 -	1:14.438	+ 2.647	10:57:08.046				
<b>54</b>	<b>Sandy FORREST</b>		<b>Ford Fiesta ST</b>				
1 -	1:29.158	+ 17.007	10:50:59.175	6 -	1:14.762	+ 2.611	10:57:15.418
2 -	1:20.241	+ 8.090	10:52:19.416	7 -	1:28.758 p	+ 16.607	10:58:44.176
3 -	1:14.890	+ 2.739	10:53:34.306	8 -	3:08.089	+ 1:55.938	11:01:52.265
4 -	1:13.313	+ 1.162	10:54:47.619	9 -	1:12.872	+ 0.721	11:03:05.137
5 -	1:13.037	+ 0.886	10:56:00.656	10 -	<b>1:12.151</b>		<b>11:04:17.288</b>
<b>55</b>	<b>Ken BATEMAN</b>		<b>Ford Fiesta Zetec</b>				
1 -	1:34.657	+ 18.607	10:51:44.143	7 -	1:17.528	+ 1.478	10:59:48.566
2 -	1:24.541	+ 8.491	10:53:08.684	8 -	1:17.131	+ 1.081	11:01:05.697
3 -	1:19.388	+ 3.338	10:54:28.072	9 -	1:16.308	+ 0.258	11:02:22.005
4 -	1:21.467	+ 5.417	10:55:49.539	10 -	<b>1:16.050</b>		<b>11:03:38.055</b>
5 -	1:21.980	+ 5.930	10:57:11.519	11 -	1:19.313	+ 3.263	11:04:57.368
6 -	1:19.519	+ 3.469	10:58:31.038				
<b>56</b>	<b>Scott STEVENS</b>		<b>Ford Fiesta Zetec</b>				
1 -	1:29.064	+ 13.896	10:51:36.054	6 -	1:15.992	+ 0.824	10:58:15.255

Silverstone National  
Circuit Length = 1.6390 miles  
Start: 10:48 End: 11:05

Weather / Track : Cloudy / Dry

**WWW.DEES.CO.UK FORD FIESTA CHAMPIONSHIP**  
**QUALIFYING RACE 5 - LAP ANALYSIS**

2 -	1:23.529	+ 8.361	10:52:59.583	7 -	1:15.562	+ 0.394	10:59:30.817
3 -	1:24.832	+ 9.664	10:54:24.415	8 -	<b>1:15.168</b>		<b>11:00:45.985</b>
4 -	1:17.815	+ 2.647	10:55:42.230	9 -	1:31.575 P	+ 16.407	11:02:17.560
5 -	1:17.033	+ 1.865	10:56:59.263				
<b>57</b>	<b>Lee BRETT</b>			<b>Ford Fiesta</b>			
1 -	1:35.590	+ 18.573	10:51:52.029	6 -	1:23.241	+ 6.224	10:58:40.285
2 -	1:26.535	+ 9.518	10:53:18.564	7 -	1:17.609	+ 0.592	10:59:57.894
3 -	1:18.781	+ 1.764	10:54:37.345	8 -	<b>1:17.017</b>		<b>11:01:14.911</b>
4 -	1:17.936	+ 0.919	10:55:55.281	9 -	1:17.099	+ 0.082	11:02:32.010
5 -	1:21.763	+ 4.746	10:57:17.044	10 -	1:17.678	+ 0.661	11:03:49.688
<b>66</b>	<b>Phill SIMPSON</b>			<b>Ford Fiesta ST</b>			
1 -	1:24.761	+ 9.533	10:51:02.431	7 -	1:17.177	+ 1.949	10:58:56.974
2 -	1:20.441	+ 5.213	10:52:22.872	8 -	1:16.169	+ 0.941	11:00:13.143
3 -	1:22.220	+ 6.992	10:53:45.092	9 -	<b>1:15.228</b>		<b>11:01:28.371</b>
4 -	1:21.256	+ 6.028	10:55:06.348	10 -	1:17.309	+ 2.081	11:02:45.680
5 -	1:16.672	+ 1.444	10:56:23.020	11 -	1:18.796	+ 3.568	11:04:04.476
6 -	1:16.777	+ 1.549	10:57:39.797				
<b>68</b>	<b>Terry UPTON</b>			<b>Ford Fiesta Si</b>			
1 -	1:36.765	+ 23.804	10:52:15.016	7 -	1:13.389	+ 0.428	10:59:42.187
2 -	1:16.415	+ 3.454	10:53:31.431	8 -	1:13.447	+ 0.486	11:00:55.634
3 -	1:14.972	+ 2.011	10:54:46.403	9 -	<b>1:12.961</b>		<b>11:02:08.595</b>
4 -	1:13.834	+ 0.873	10:56:00.237	10 -	1:13.848	+ 0.887	11:03:22.443
5 -	1:14.265	+ 1.304	10:57:14.502	11 -	1:17.415	+ 4.454	11:04:39.858
6 -	1:14.296	+ 1.335	10:58:28.798				
<b>70</b>	<b>Daniel WICKENS</b>			<b>Ford Fiesta Zetec</b>			
1 -	1:37.725	+ 17.936	10:51:22.809	6 -	1:22.290	+ 2.501	10:58:33.284
2 -	1:28.964	+ 9.175	10:52:51.773	7 -	1:21.169	+ 1.380	10:59:54.453
3 -	1:26.642	+ 6.853	10:54:18.415	8 -	1:20.274	+ 0.485	11:01:14.727
4 -	<b>1:19.789</b>		<b>10:55:38.204</b>	9 -	1:30.843	+ 11.054	11:02:45.570
5 -	1:32.790	+ 13.001	10:57:10.994	10 -	1:21.619	+ 1.830	11:04:07.189
<b>77</b>	<b>Michel EDWARDS</b>			<b>Ford Fiesta Zetec</b>			
1 -	1:47.931	+ 26.693	10:51:44.323	6 -	1:24.162	+ 2.924	10:59:03.048
2 -	1:28.980	+ 7.742	10:53:13.303	7 -	1:22.578	+ 1.340	11:00:25.626
3 -	1:28.912	+ 7.674	10:54:42.215	8 -	1:22.975	+ 1.737	11:01:48.601
4 -	1:26.634	+ 5.396	10:56:08.849	9 -	<b>1:21.238</b>		<b>11:03:09.839</b>
5 -	1:30.037	+ 8.799	10:57:38.886	10 -	1:22.028	+ 0.790	11:04:31.867
<b>81</b>	<b>Ross MCCOLM</b>			<b>Ford Fiesta ST</b>			
1 -	1:32.898	+ 18.763	10:51:17.099	6 -	1:15.289	+ 1.154	10:57:32.799
2 -	1:17.474	+ 3.339	10:52:34.573	7 -	1:17.670	+ 3.535	10:58:50.469
3 -	1:14.508	+ 0.373	10:53:49.081	8 -	4:33.857	+ 3:19.722	11:03:24.326
4 -	<b>1:14.135</b>		<b>10:55:03.216</b>	9 -	1:15.048	+ 0.913	11:04:39.374
5 -	1:14.294	+ 0.159	10:56:17.510				
<b>82</b>	<b>Stewart CROUCHER</b>			<b>Ford Fiesta Zetec</b>			
1 -	1:37.228	+ 18.804	10:51:42.620	6 -	1:20.347	+ 1.923	10:59:03.402
2 -	1:28.399	+ 9.975	10:53:11.019	7 -	1:19.803	+ 1.379	11:00:23.205
3 -	1:43.516	+ 25.092	10:54:54.535	8 -	<b>1:18.424</b>		<b>11:01:41.629</b>
4 -	1:25.507	+ 7.083	10:56:20.042	9 -	1:21.407	+ 2.983	11:03:03.036
5 -	1:23.013	+ 4.589	10:57:43.055	10 -	1:51.816	+ 33.392	11:04:54.852

Weather / Track : Cloudy / Dry



**WWW.DEES.CO.UK FORD FIESTA CHAMPIONSHIP**  
**RACE 5 - GRID - AMENDED**

ROW 17	1:15.831 23 Simon LAY +10 sec	1:19.789 70 Daniel WICKENS +10 sec
ROW 16	1:12.034 4 Ryan STIRLING +10 sec	1:12.922 30 Gordon TOMKINS +10 sec
ROW 15		
ROW 14	1:21.238 77 Michel EDWARDS	1:22.858 44 Pam BROWN
ROW 13	1:17.017 57 Lee BRETT	1:18.424 82 Stewart CROUCHER
ROW 12	1:16.050 55 Ken BATEMAN	1:16.485 17 Keith CHAPMAN
ROW 11	1:15.301 1 Mark TILBURY	1:15.996 2 Barry EDWARDS
ROW 10	1:15.168 56 Scott STEVENS	1:15.228 66 Phill SIMPSON
ROW 9	1:15.003 45 Stephen BROWN	1:15.093 11 Joanna COLE-BIROTH
ROW 8	1:14.597 12 Richard COLE-BIROTH	1:14.741 16 Tim BENNETT
ROW 7	1:14.027 5 Al DALY	1:14.135 81 Ross MCCOLM
ROW 6	1:13.579 43 Alan DONNELLY	1:13.991 40 John FINDLAY
ROW 5	1:12.961 68 Terry UPTON	1:13.396 8 Richard KEMP
ROW 4	1:12.750 10 Brian ROPER	1:12.906 42 Stewart SCOTT
ROW 3	1:12.408 14 David NYE	1:12.529 3 David ABBOTT
ROW 2	1:12.151 54 Sandy FORREST	1:12.186 39 David ELLESLEY
ROW 1	1:11.791 52 Ben ROPER	1:11.991 41 Nick SANDERSON

**Pole**

Cars 4, 23, 30 and 70 all have a 10 second penalty ref c(d) 36

Silverstone National  
Circuit Length = 1.6390 miles

**These results are provisional until the conclusion of any judicial and technical matters.**

Clerk of Course :

Timekeeper :

**WWW.DEES.CO.UK FORD FIESTA CHAMPIONSHIP  
RACE 5 - CLASSIFICATION**

POS	NO	CL	NAME	ENTRY	LAPS	TIME	GAP	DIFF	MPH	BEST	ON
1	52	C	Ben ROPER	Ford Fiesta ST	15	20:03.387			73.54	1:11.605	8
2	39	C	David ELLESLEY	Ford Fiesta ST	15	20:04.367	0.980	0.980	73.48	1:11.825	12
3	41	C	Nick SANDERSON	Ford Fiesta ST	15	20:06.974	3.587	2.607	73.32	1:11.746	12
4	10	A	Brian ROPER	Ford Fiesta Si	15	20:13.456	10.069	6.482	72.93	1:11.851	8
5	14	A	David NYE	Ford Fiesta Si	15	20:13.465	10.078	0.009	72.93	1:12.048	8
6	3	A	David ABBOTT	Ford Fiesta Si	15	20:20.157	16.770	6.692	72.53	1:12.213	10
7	54	C	Sandy FORREST	Ford Fiesta ST	15	20:20.476	17.089	0.319	72.51	1:12.319	10
8	42	C	Stewart SCOTT	Ford Fiesta ST	15	20:21.407	18.020	0.931	72.46	1:12.527	9
9	8	C	Richard KEMP	Ford Fiesta ST	15	20:37.407	34.020	16.000	71.52	1:12.617	12
10	81	C	Ross MCCOLM	Ford Fiesta ST	15	20:37.921	34.534	0.514	71.49	1:12.799	9
11	43	A	Alan DONNELLY	Ford Fiesta Si	15	20:42.084	38.697	4.163	71.25	1:13.080	9
12	4	C	Ryan STIRLING	Ford Fiest ST	15	20:57.558	54.171	15.474	70.37	1:12.798	11
13	40	C	John FINDLAY	Ford Fiesta ST	15	20:58.210	54.823	0.652	70.34	1:14.377	11
14	30	C	Gordon TOMKINS	Ford Fiesta ST	15	21:04.115	1:00.728	5.905	70.01	1:12.919	11
15	66	C	Phill SIMPSON	Ford Fiesta ST	15	21:04.940	1:01.553	0.825	69.96	1:14.057	11
16	5	C	AI DALY	Ford Fiesta ST	15	21:05.443	1:02.056	0.503	69.94	1:13.835	9
17	68	A	Terry UPTON	Ford Fiesta Si	15	21:08.119	1:04.732	2.676	69.79	1:13.433	7
18	16	A	Tim BENNETT	Ford Fiesta Si	15	21:08.650	1:05.263	0.531	69.76	1:13.238	10
19	11	A	Joanna COLE-BIROTH	Ford Fiesta Zetec	15	21:09.141	1:05.754	0.491	69.73	1:14.173	9
20	12	A	Richard COLE-BIROTH	Ford Fiesta Zetec	15	21:11.355	1:07.968	2.214	69.61	1:15.103	9
21	56	B	Scott STEVENS	Ford Fiesta Zetec	14	19:57.467	1 lap	1 lap	68.98	1:15.328	10
22	1	B	Mark TILBURY	Ford Fiesta Zetec	14	20:03.467	1 lap	6.000	68.63	1:15.241	9
23	2	B	Barry EDWARDS	Ford Fiesta Zetec	14	20:07.433	1 lap	3.966	68.41	1:15.920	10
24	57	B	Lee BRETT	Ford Fiesta	14	20:08.365	1 lap	0.932	68.36	1:16.558	11
25	23	B	Simon LAY	Ford Fiesta Zetec	14	20:15.098	1 lap	6.733	67.98	1:15.284	8
26	55	B	Ken BATEMAN	Ford Fiesta Zetec	14	20:15.569	1 lap	0.471	67.95	1:16.315	11
27	17	B	Keith CHAPMAN	Ford Fiesta Zetec	14	20:23.921	1 lap	8.352	67.49	1:17.011	11
28	70	B	Daniel WICKENS	Ford Fiesta Zetec	14	20:52.365	1 lap	28.444	65.95	1:18.755	11
29	82	B	Stewart CROUCHER	Ford Fiesta Zetec	14	20:59.494	1 lap	7.129	65.58	1:18.784	8
30	77	B	Michel EDWARDS	Ford Fiesta Zetec	14	21:16.859	1 lap	17.365	64.69	1:18.825	11
31	44	B	Pam BROWN	Ford Fiesta Zetec	14	21:17.156	1 lap	0.297	64.67	1:18.295	11

NOT CLASSIFIED

DNF 45 A Stephen BROWN Ford Fiesta Si 0 1:03.271

FASTEST LAP

52	C	Ben ROPER	Ford Fiesta ST	8	1:11.605	82.40 mph	132.61 kph
1	B	Mark TILBURY	Ford Fiesta Zetec	9	1:15.241	78.41 mph	126.20 kph
10	A	Brian ROPER	Ford Fiesta Si	8	1:11.851	82.11 mph	132.15 kph

Weather / Track : Cloudy / Dry

These results are provisional until the conclusion of any judicial and technical matters.

Silverstone National  
Circuit Length = 1.6390 miles  
Start: 15:32 End: 15:54

Clerk of Course :

Timekeeper :

**WWW.DEES.CO.UK FORD FIESTA CHAMPIONSHIP**

**RACE 5 - LAP CHART**

Lap 1			Lap 2			Lap 3			Lap 4			Lap 5		
No	Behind	Laptime	No	Behind	Laptime	No	Behind	Laptime	No	Behind	Laptime	No	Behind	Laptime
52		1:16.772	52		2:14.317	52		1:57.792	52		1:12.803	52		1:12.043
39	0.382	1:16.713	39	0.617	2:14.552	39	0.523	1:57.698	39	0.866	1:13.146	39	1.057	1:12.234
41	1.268	1:17.622	41	1.753	2:14.802	41	0.988	1:57.027	41	1.857	1:13.672	41	2.321	1:12.507
10	2.970	1:18.003	10	3.399	2:14.746	10	3.749	1:58.142	10	4.124	1:13.178	10	4.665	1:12.584
14	3.068	1:18.961	14	4.285	2:15.534	14	4.731	1:58.238	14	5.072	1:13.144	14	5.638	1:12.609
3	3.317	1:19.534	3	5.581	2:16.581	3	5.524	1:57.735	3	6.443	1:13.722	3	7.742	1:13.342
54	3.405	1:19.400	54	6.809	2:17.721	54	6.368	1:57.351	54	6.821	1:13.256	54	8.072	1:13.294
42	3.766	1:18.767	42	7.715	2:18.266	42	7.636	1:57.713	42	9.084	1:14.251	42	10.977	1:13.936
8	4.391	1:19.227	8	8.498	2:18.424	8	8.335	1:57.629	8	10.008	1:14.476	8	11.958	1:13.993
81	7.765	1:21.435	81	9.400	2:15.952	81	8.735	1:57.127	43	10.596	1:13.669	43	12.220	1:13.667
43	8.734	1:23.250	43	10.163	2:15.746	43	9.730	1:57.359	81	10.866	1:14.934	81	12.940	1:14.117
40	11.000	1:25.376	40	12.936	2:16.253	40	11.905	1:56.761	40	15.219	1:16.117	40	18.591	1:15.415
11	12.492	1:24.902	56	13.988	2:15.769	56	13.218	1:57.022	11	18.016	1:15.770	11	21.296	1:15.323
56	12.536	1:24.985	11	14.631	2:16.456	11	15.049	1:58.210	56	19.306	1:18.891	56	24.166	1:16.903
57	13.133	1:24.427	57	15.216	2:16.400	57	15.576	1:58.152	57	20.591	1:17.818	57	25.835	1:15.776
66	13.322	1:25.161	66	16.155	2:17.150	66	16.897	1:58.534	66	22.102	1:18.008	66	25.936	1:17.388
12	13.837	1:25.216	12	16.975	2:17.455	12	18.136	1:58.953	12	23.007	1:17.674	12	26.617	1:15.653
2	14.029	1:25.598	2	17.529	2:17.817	2	19.255	1:59.518	2	25.152	1:18.700	1	31.265	1:16.713
1	14.646	1:26.326	1	17.928	2:17.599	1	21.512	2:01.376	1	26.595	1:17.886	2	31.448	1:18.339
17	15.179	1:26.052	17	19.006	2:18.144	17	22.374	2:01.160	17	27.941	1:18.370	4	33.326	1:13.732
55	16.191	1:26.511	55	19.751	2:17.877	55	24.822	2:02.863	5	30.653	1:16.167	17	33.613	1:17.715
77	16.560	1:26.342	77	20.419	2:18.176	77	26.704	2:04.077	4	31.637	1:15.361	5	34.093	1:15.483
5	18.676	1:32.540	5	21.797	2:17.438	5	27.289	2:03.284	55	32.069	1:20.050	30	36.088	1:14.684
44	19.120	1:29.522	44	22.789	2:17.986	44	28.675	2:03.678	30	33.447	1:15.202	55	38.863	1:18.837
4	19.322	1:20.959	4	24.014	2:19.009	4	29.079	2:02.857	77	36.147	1:22.246	68	42.593	1:15.385
30	19.612	1:21.040	30	25.780	2:20.485	30	31.048	2:03.060	44	37.742	1:21.870	16	43.258	1:14.886
82	19.865	1:30.048	82	26.487	2:20.939	82	33.292	2:04.597	23	38.328	1:17.625	23	44.768	1:18.483
23	21.332	1:21.597	23	27.018	2:20.003	23	33.506	2:04.280	68	39.251	1:15.805	77	45.719	1:21.615
70	25.165	1:25.021	70	27.940	2:17.092	70	34.188	2:04.040	16	40.415	1:17.507	44	46.083	1:20.384
16	49.027	2:02.722	16	29.296	1:54.586	16	35.711	2:04.207	70	42.209	1:20.824	70	50.615	1:20.449
68	49.506	2:04.282	68	30.017	1:54.828	68	36.249	2:04.024	82	43.487	1:22.998	82	52.189	1:20.745

WWW.DEES.CO.UK FORD FIESTA CHAMPIONSHIP

RACE 5 - LAP CHART


Lap 6			Lap 7			Lap 8			Lap 9			Lap 10		
No	Behind	Laptime	No	Behind	Laptime	No	Behind	Laptime	No	Behind	Laptime	No	Behind	Laptime
52		1:11.701	52		1:11.978	52		1:11.605	52		1:11.889	52		1:12.629
39	1.500	1:12.144	39	1.768	1:12.246	39	2.368	1:12.205	70	1 LAP	1:19.204	39	3.164	1:12.833
41	2.837	1:12.217	41	2.668	1:11.809	41	2.821	1:11.758	82	1 LAP	1:18.784	41	3.616	1:12.911
10	5.793	1:12.829	14	6.374	1:12.138	14	6.817	1:12.048	39	2.960	1:12.481	77	1 LAP	1:19.434
14	6.214	1:12.277	10	6.897	1:13.082	10	7.143	1:11.851	41	3.334	1:12.402	14	7.366	1:12.737
3	8.747	1:12.706	3	9.146	1:12.377	3	10.387	1:12.846	14	7.258	1:12.330	44	1 LAP	1:21.071
54	9.282	1:12.911	54	9.636	1:12.332	54	10.913	1:12.882	10	7.544	1:12.290	10	7.823	1:12.908
42	12.715	1:13.439	42	13.848	1:13.111	42	14.881	1:12.638	3	10.925	1:12.427	70	1 LAP	1:19.026
8	14.626	1:14.369	8	16.437	1:13.789	8	18.392	1:13.560	54	11.598	1:12.574	82	1 LAP	1:19.490
43	14.982	1:14.463	43	16.841	1:13.837	81	19.871	1:14.090	42	15.519	1:12.527	3	10.509	1:12.213
81	15.391	1:14.152	81	17.386	1:13.973	43	20.036	1:14.800	8	19.981	1:13.478	54	11.288	1:12.319
40	22.232	1:15.342	40	25.650	1:15.396	40	29.370	1:15.325	81	20.781	1:12.799	42	15.694	1:12.804
11	24.917	1:15.322	11	29.487	1:16.548	11	33.170	1:15.288	43	21.227	1:13.080	8	20.669	1:13.317
56	29.846	1:17.381	66	33.139	1:15.000	66	36.162	1:14.628	40	32.109	1:14.628	81	21.508	1:13.356
66	30.117	1:15.983	12	35.571	1:16.386	4	38.008	1:13.580	11	35.454	1:14.173	43	21.932	1:13.334
12	31.163	1:16.247	56	35.929	1:18.061	12	39.865	1:15.899	66	38.772	1:14.499	40	34.137	1:14.657
57	33.001	1:18.766	4	36.033	1:13.052	56	41.498	1:17.174	4	39.208	1:13.089	11	37.102	1:14.277
4	34.959	1:13.334	57	38.265	1:17.242	30	42.449	1:13.383	12	43.079	1:15.103	4	40.405	1:13.826
1	36.362	1:16.798	5	39.805	1:14.318	5	42.755	1:14.555	30	43.760	1:13.200	66	40.892	1:14.749
2	37.325	1:17.578	30	40.671	1:14.324	57	44.179	1:17.519	5	44.701	1:13.835	30	44.894	1:13.763
5	37.465	1:15.073	1	40.893	1:16.509	1	44.730	1:15.442	56	45.866	1:16.257	5	45.956	1:13.884
30	38.325	1:13.938	2	42.821	1:17.474	2	47.403	1:16.187	1	48.082	1:15.241	12	46.912	1:16.462
17	40.368	1:18.456	17	45.915	1:17.525	68	48.283	1:13.482	68	49.953	1:13.559	56	48.565	1:15.328
68	44.951	1:14.059	68	46.406	1:13.433	16	49.024	1:13.762	57	50.496	1:18.206	1	50.880	1:15.427
55	45.162	1:18.000	16	46.867	1:13.622	17	52.596	1:18.286	16	51.146	1:14.011	68	51.050	1:13.726
16	45.223	1:13.666	55	50.914	1:17.730	55	55.972	1:16.663	2	52.095	1:16.581	16	51.755	1:13.238
23	49.052	1:15.985	23	52.654	1:15.580	23	56.333	1:15.284	17	58.007	1:17.300	57	55.121	1:17.254
44	55.323	1:20.941	44	1:02.740	1:19.395	44	1:10.856	1:19.721	55	1:00.400	1:16.317	2	55.386	1:15.920
77	56.081	1:22.063	77	1:03.999	1:19.896	77	1:11.537	1:19.143	23	1:00.624	1:16.180	17	1:02.650	1:17.272
70	58.687	1:19.773	70	1:05.834	1:19.125							23	1:04.080	1:16.085
82	59.761	1:19.273	82	1:06.870	1:19.087							55	1:04.446	1:16.675

WWW.DEES.CO.UK FORD FIESTA CHAMPIONSHIP

RACE 5 - LAP CHART

Lap 11			Lap 12			Lap 13			Lap 14			Lap 15		
No	Behind	Laptime	No	Behind	Laptime	No	Behind	Laptime	No	Behind	Laptime	No	Behind	Laptime
52		1:12.057	52		1:12.087	52		1:14.900	52		1:15.229	52		1:12.466
39	3.043	1:11.936	39	2.781	1:11.825	23	1 LAP	1:20.038	39	0.366	1:14.281	1	1 LAP	1:17.554
41	3.501	1:11.942	41	3.160	1:11.746	39	1.314	1:13.433	41	1.429	1:14.651	39	0.980	1:13.080
14	7.838	1:12.529	14	8.042	1:12.291	55	1 LAP	1:19.994	23	1 LAP	1:20.467	41	3.587	1:14.624
10	8.486	1:12.720	10	9.038	1:12.639	41	2.007	1:13.747	55	1 LAP	1:20.382	2	1 LAP	1:18.791
3	11.411	1:12.959	3	12.041	1:12.717	17	1 LAP	1:27.609	14	8.108	1:14.835	57	1 LAP	1:18.721
54	12.596	1:13.365	54	13.029	1:12.520	14	8.502	1:15.360	10	8.779	1:14.870	10	10.069	1:13.756
77	1 LAP	1:20.160	42	18.647	1:13.956	10	9.138	1:15.000	3	13.189	1:15.929	14	10.078	1:14.436
70	1 LAP	1:19.056	77	1 LAP	1:18.825	3	12.489	1:15.348	54	13.714	1:16.065	23	1 LAP	1:17.656
44	1 LAP	1:21.370	70	1 LAP	1:18.755	54	12.878	1:14.749	17	1 LAP	1:21.824	55	1 LAP	1:17.784
42	16.778	1:13.141	44	1 LAP	1:18.295	42	18.124	1:14.377	42	17.454	1:14.559	3	16.770	1:16.047
82	1 LAP	1:20.090	8	23.048	1:12.617	8	24.889	1:16.741	8	30.177	1:20.517	54	17.089	1:15.841
81	22.267	1:12.816	81	23.684	1:13.504	81	30.133	1:21.349	81	32.273	1:17.369	42	18.020	1:13.032
8	22.518	1:13.906	82	1 LAP	1:18.891	70	1 LAP	1:24.332	43	34.836	1:17.955	17	1 LAP	1:18.179
43	23.496	1:13.621	43	24.781	1:13.372	77	1 LAP	1:24.926	70	1 LAP	1:22.682	8	34.020	1:16.309
40	36.457	1:14.377	40	39.852	1:15.482	82	1 LAP	1:23.025	82	1 LAP	1:27.082	81	34.534	1:14.727
11	39.524	1:14.479	4	43.603	1:14.544	43	32.110	1:22.229	40	48.098	1:21.033	43	38.697	1:16.327
4	41.146	1:12.798	66	48.961	1:18.156	40	42.294	1:17.342	4	48.356	1:17.236	70	1 LAP	1:22.951
66	42.892	1:14.057	30	49.538	1:15.869	4	46.349	1:17.646	30	56.561	1:18.850	4	54.171	1:18.281
30	45.756	1:12.919	11	50.283	1:22.846	44	1 LAP	1:39.467	66	57.632	1:19.092	40	54.823	1:19.191
5	47.896	1:13.997	5	51.428	1:15.619	30	52.940	1:18.302	5	59.219	1:18.287	82	1 LAP	1:24.737
12	50.314	1:15.459	12	55.340	1:17.113	66	53.769	1:19.708	44	1 LAP	1:28.406	30	1:00.728	1:16.633
56	52.297	1:15.789	68	56.116	1:15.334	5	56.161	1:19.633	11	1:01.323	1:18.454	66	1:01.553	1:16.387
68	52.869	1:13.876	16	56.688	1:15.398	11	58.098	1:22.715	68	1:02.456	1:18.725	5	1:02.056	1:15.303
16	53.377	1:13.679	56	59.425	1:19.215	12	58.405	1:17.965	12	1:03.225	1:20.049	68	1:04.732	1:14.742
1	55.797	1:16.974	1	1:05.281	1:21.571	68	58.960	1:17.744	16	1:03.333	1:19.182	16	1:05.263	1:14.396
57	59.622	1:16.558	2	1:07.257	1:19.547	16	59.380	1:17.592	77	1 LAP	1:48.601	11	1:05.754	1:16.897
2	59.797	1:16.468	57	1:08.800	1:21.265	56	1:03.694	1:19.169	56	1:06.546	1:18.081	12	1:07.968	1:17.209
17	1:07.604	1:17.011				1	1:10.221	1:19.840				77	1 LAP	1:21.246
23	1:08.232	1:16.209				2	1:12.950	1:20.593				44	1 LAP	1:25.561
55	1:08.704	1:16.315				57	1:13.952	1:20.052						

**WWW.DEES.CO.UK FORD FIESTA CHAMPIONSHIP**  
**RACE 11 - GRID**

ROW 16	44 Pam BROWN	45 Stephen BROWN
ROW 15	82 Stewart CROUCHER	77 Michel EDWARDS
ROW 14	17 Keith CHAPMAN	70 Daniel WICKENS
ROW 13	23 Simon LAY	55 Ken BATEMAN
ROW 12	2 Barry EDWARDS	57 Lee BRETT
ROW 11	56 Scott STEVENS	1 Mark TILBURY
ROW 10	11 Joanna COLE-BIROTH	12 Richard COLE-BIROTH
ROW 9	68 Terry UPTON	16 Tim BENNETT
ROW 8	66 Phill SIMPSON	5 Al DALY
ROW 7	40 John FINDLAY	30 Gordon TOMKINS
ROW 6	43 Alan DONNELLY	4 Ryan STIRLING
ROW 5	8 Richard KEMP	81 Ross MCCOLM
ROW 4	54 Sandy FORREST	42 Stewart SCOTT
ROW 3	14 David NYE	3 David ABBOTT
ROW 2	41 Nick SANDERSON	10 Brian ROPER
ROW 1	52 Ben ROPER	39 David ELLESLEY
<b>Pole</b>		
		

Silverstone National  
 Circuit Length = 1.6390 miles

**These results are provisional until the conclusion of any judicial and technical matters.**

Clerk of Course :		Timekeeper :

**WWW.DEES.CO.UK FORD FIESTA CHAMPIONSHIP  
RACE 11 - CLASSIFICATION**

POS	NO	CL	NAME	ENTRY	LAPS	TIME	GAP	DIFF	MPH	BEST	ON
1	52	C	Ben ROPER	Ford Fiesta ST	17	21:03.816			79.36	1:11.243	16
2	39	C	David ELLESLEY	Ford Fiesta ST	17	21:04.851	1.035	1.035	79.30	1:11.270	13
3	10	A	Brian ROPER	Ford Fiesta Si	17	21:28.281	24.465	23.430	77.86	1:12.114	17
4	41	C	Nick SANDERSON	Ford Fiesta ST	17	21:29.055	25.239	0.774	77.81	1:12.166	16
5	42	C	Stewart SCOTT	Ford Fiesta ST	17	21:29.737	25.921	0.682	77.77	1:12.195	16
6	14	A	David NYE	Ford Fiesta Si	17	21:35.486	31.670	5.749	77.42	1:14.337	16
7	4	C	Ryan STIRLING	Ford Fiest ST	17	21:35.735	31.919	0.249	77.41	1:12.326	17
8	8	C	Richard KEMP	Ford Fiesta ST	17	21:35.942	32.126	0.207	77.40	1:12.149	17
9	54	C	Sandy FORREST	Ford Fiesta ST	17	21:49.452	45.636	13.510	76.60	1:14.994	11
10	68	A	Terry UPTON	Ford Fiesta Si	17	21:58.094	54.278	8.642	76.09	1:13.611	13
11	3	A	David ABBOTT	Ford Fiesta Si	17	21:58.271	54.455	0.177	76.08	1:13.498	14
12	30	C	Gordon TOMKINS	Ford Fiesta ST	17	21:58.747	54.931	0.476	76.06	1:13.365	14
13	43	A	Alan DONNELLY	Ford Fiesta Si	17	21:59.339	55.523	0.592	76.02	1:13.539	13
14	81	C	Ross MCCOLM	Ford Fiesta ST	17	22:00.126	56.310	0.787	75.98	1:16.118	6
15	40	C	John FINDLAY	Ford Fiesta ST	17	22:06.401	1:02.585	6.275	75.62	1:15.605	13
16	5	C	AI DALY	Ford Fiesta ST	17	22:18.478	1:14.662	12.077	74.94	1:16.003	12
17	11	A	Joanna COLE-BIROTH	Ford Fiesta Zetec	16	21:05.902	1 lap	1 lap	74.57	1:14.873	14
18	16	A	Tim BENNETT	Ford Fiesta Si	16	21:07.464	1 lap	1.562	74.48	1:14.823	13
19	56	B	Scott STEVENS	Ford Fiesta Zetec	16	21:18.660	1 lap	11.196	73.83	1:16.419	15
20	1	B	Mark TILBURY	Ford Fiesta Zetec	16	21:26.968	1 lap	8.308	73.35	1:15.148	15
21	2	B	Barry EDWARDS	Ford Fiesta Zetec	16	21:28.156	1 lap	1.188	73.28	1:17.731	15
22	45	A	Stephen BROWN	Ford Fiesta Si	16	21:28.531	1 lap	0.375	73.26	1:15.649	15
23	12	A	Richard COLE-BIROTH	Ford Fiesta Zetec	16	21:31.688	1 lap	3.157	73.08	1:15.069	14
24	57	B	Lee BRETT	Ford Fiesta	16	21:34.175	1 lap	2.487	72.94	1:16.510	16
25	66	C	Phill SIMPSON	Ford Fiesta ST	16	21:42.732	1 lap	8.557	72.46	1:16.696	15
26	23	B	Simon LAY	Ford Fiesta Zetec	16	22:05.117	1 lap	22.385	71.24	1:17.879	16
27	17	B	Keith CHAPMAN	Ford Fiesta Zetec	16	22:05.348	1 lap	0.231	71.23	1:17.504	16
28	70	B	Daniel WICKENS	Ford Fiesta Zetec	16	22:09.849	1 lap	4.501	70.98	1:18.626	13
29	77	B	Michel EDWARDS	Ford Fiesta Zetec	15	21:10.025	2 laps	1 lap	69.68	1:19.643	14
30	82	B	Stewart CROUCHER	Ford Fiesta Zetec	15	21:14.557	2 laps	4.532	69.44	1:19.820	15
31	44	B	Pam BROWN	Ford Fiesta Zetec	15	21:47.152	2 laps	32.595	67.70	1:21.389	13

**FASTEST LAP**

52	C	Ben ROPER	Ford Fiesta ST	16	1:11.243	82.82 mph	133.28 kph
1	B	Mark TILBURY	Ford Fiesta Zetec	15	1:15.148	78.51 mph	126.36 kph
10	A	Brian ROPER	Ford Fiesta Si	17	1:12.114	81.81 mph	131.67 kph

Weather / Track : Cloudy / Drying

These results are provisional until the conclusion of any judicial and technical matters.

Silverstone National  
Circuit Length = 1.6390 miles  
Start: 14:24 End: 14:46

Clerk of Course :

Timekeeper :

WWW.DEES.CO.UK FORD FIESTA CHAMPIONSHIP

RACE 11 - LAP CHART

Lap 1			Lap 2			Lap 3			Lap 4			Lap 5		
No	Behind	Laptime	No	Behind	Laptime	No	Behind	Laptime	No	Behind	Laptime	No	Behind	Laptime
14		1:20.560	14		1:16.371	14		1:16.477	14		1:15.853	52		1:15.104
52	0.660	1:21.602	52	1.242	1:16.953	52	1.064	1:16.299	52	0.386	1:15.175	14	0.658	1:16.148
39	1.037	1:21.841	39	1.409	1:16.743	39	1.366	1:16.434	39	0.710	1:15.197	39	0.836	1:15.616
54	1.959	1:21.553	54	2.585	1:16.997	54	3.395	1:17.287	54	4.607	1:17.065	54	5.531	1:16.414
41	2.065	1:22.170	81	4.789	1:18.223	81	5.157	1:16.845	81	6.377	1:17.073	81	7.658	1:16.771
81	2.937	1:22.164	41	6.802	1:21.108	41	8.232	1:17.907	41	9.157	1:16.778	41	9.517	1:15.850
10	3.754	1:24.054	42	7.812	1:19.673	42	9.673	1:18.338	42	10.073	1:16.253	42	10.246	1:15.663
42	4.510	1:23.767	40	8.241	1:19.583	40	10.101	1:18.337	40	10.687	1:16.439	40	11.531	1:16.334
40	5.029	1:23.519	10	9.167	1:21.784	10	10.984	1:18.294	10	11.956	1:16.825	10	12.249	1:15.783
3	6.136	1:26.316	8	10.444	1:20.406	8	13.279	1:19.312	8	15.270	1:17.844	8	16.535	1:16.755
8	6.409	1:25.273	4	10.809	1:20.522	4	13.757	1:19.425	4	15.625	1:17.721	4	16.907	1:16.772
4	6.658	1:24.545	5	11.508	1:20.954	5	14.870	1:19.839	5	17.824	1:18.807	5	20.154	1:17.820
5	6.925	1:25.253	3	14.111	1:24.346	3	18.658	1:21.024	3	22.282	1:19.477	3	24.579	1:17.787
43	8.029	1:26.602	43	14.571	1:22.913	68	18.813	1:19.503	68	22.613	1:19.653	68	24.750	1:17.627
16	9.195	1:26.539	16	15.136	1:22.312	43	20.834	1:22.740	43	23.927	1:18.946	43	25.816	1:17.379
2	9.912	1:26.071	2	15.746	1:22.205	16	20.945	1:22.286	16	25.027	1:19.935	16	28.279	1:18.742
56	9.989	1:26.378	68	15.787	1:21.666	30	21.445	1:21.610	30	25.739	1:20.147	30	28.841	1:18.592
30	10.305	1:26.736	30	16.312	1:22.378	2	22.674	1:23.405	2	26.768	1:19.947	2	31.325	1:20.047
68	10.492	1:26.471	56	17.034	1:23.416	56	26.522	1:25.965	56	31.454	1:20.785	56	35.582	1:19.618
57	13.013	1:28.813	57	21.364	1:24.722	57	27.859	1:22.972	57	33.821	1:21.815	57	39.001	1:20.670
66	14.709	1:31.758	66	23.055	1:24.717	45	29.786	1:21.900	45	34.963	1:21.030	11	39.166	1:18.780
11	14.814	1:28.072	45	24.363	1:24.260	66	30.944	1:24.366	11	35.876	1:20.555	66	43.917	1:22.002
1	14.986	1:30.848	1	26.196	1:27.581	11	31.174	1:20.196	66	37.405	1:22.314	1	44.928	1:21.452
23	16.281	1:30.792	23	26.700	1:26.790	1	32.841	1:23.122	1	38.966	1:21.978	45	47.879	1:28.406
45	16.474	1:29.993	11	27.455	1:29.012	70	36.983	1:25.414	70	45.243	1:24.113	70	53.994	1:24.241
70	16.624	1:30.829	70	28.046	1:27.793	23	39.936	1:29.713	23	48.516	1:24.433	12	53.998	1:20.422
82	18.470	1:32.518	82	32.330	1:30.231	17	41.700	1:24.361	17	48.995	1:23.148	23	55.948	1:22.922
12	18.660	1:30.888	77	32.816	1:29.686	77	42.499	1:26.160	12	49.066	1:21.098	17	57.075	1:23.570
77	19.501	1:33.046	17	33.816	1:27.241	82	43.690	1:27.837	77	52.415	1:25.769	77	1:01.102	1:24.177
17	22.946	1:39.376	44	38.291	1:30.435	12	43.821	1:21.953	82	54.273	1:26.436	82	1:04.653	1:25.870
44	24.227	1:35.571	12	38.345	1:36.056	44	52.227	1:30.413	44	1:04.950	1:28.576			

Silverstone National  
 Circuit Length = 1.6390 miles  
 Start: 14:24 End: 14:46

Weather / Track : Cloudy / Drying



WWW.DEES.CO.UK FORD FIESTA CHAMPIONSHIP

RACE 11 - LAP CHART

Lap 6			Lap 7			Lap 8			Lap 9			Lap 10		
No	Behind	Laptime	No	Behind	Laptime	No	Behind	Laptime	No	Behind	Laptime	No	Behind	Laptime
52		1:14.881	52		1:14.155	52		1:14.054	52		1:13.532	52		1:12.298
39	0.683	1:14.728	39	0.491	1:13.963	39	0.601	1:14.164	39	0.441	1:13.372	39	0.588	1:12.445
14	2.221	1:16.444	14	3.818	1:15.752	14	5.189	1:15.425	23	1 LAP	1:20.518	23	1 LAP	1:19.867
44	1 LAP	1:30.090	54	9.181	1:16.341	77	1 LAP	1:23.786	17	1 LAP	1:20.705	14	10.470	1:15.902
54	6.995	1:16.345	41	10.831	1:15.780	82	1 LAP	1:23.049	70	1 LAP	1:22.150	17	1 LAP	1:19.889
81	8.895	1:16.118	42	11.828	1:15.191	54	11.420	1:16.293	14	6.866	1:15.209	70	1 LAP	1:20.344
41	9.206	1:14.570	81	11.881	1:17.141	41	11.666	1:14.889	41	13.698	1:15.564	41	15.702	1:14.302
42	10.792	1:15.427	10	15.617	1:15.449	42	12.069	1:14.295	54	15.215	1:17.327	42	17.049	1:13.990
10	14.323	1:16.955	40	17.894	1:17.143	81	14.485	1:16.658	42	15.357	1:16.820	10	18.160	1:13.657
40	14.906	1:18.256	4	17.934	1:14.678	10	15.735	1:14.172	77	1 LAP	1:23.086	54	19.408	1:16.491
8	16.988	1:15.334	8	18.522	1:15.689	4	18.306	1:14.426	10	16.801	1:14.598	4	21.771	1:15.181
4	17.411	1:15.385	44	1 LAP	1:28.932	8	19.759	1:15.291	82	1 LAP	1:22.995	81	22.036	1:16.363
5	23.958	1:18.685	5	28.200	1:18.397	40	21.184	1:17.344	81	17.971	1:17.018	8	22.766	1:14.288
68	27.288	1:17.419	68	29.757	1:16.624	44	1 LAP	1:22.122	4	18.888	1:14.114	77	1 LAP	1:23.059
3	28.068	1:18.370	3	30.060	1:16.147	5	31.696	1:17.550	8	20.776	1:14.549	82	1 LAP	1:23.382
43	28.545	1:17.610	43	30.810	1:16.420	68	31.881	1:16.178	40	24.487	1:16.835	40	29.234	1:17.045
30	31.230	1:17.270	30	33.046	1:15.971	3	32.142	1:16.136	68	34.459	1:16.110	3	38.252	1:15.607
16	33.215	1:19.817	16	38.078	1:19.018	43	32.637	1:15.881	3	34.943	1:16.333	68	38.275	1:16.114
2	36.679	1:20.235	2	42.067	1:19.543	30	34.913	1:15.921	5	35.731	1:17.567	43	38.872	1:15.217
56	39.643	1:18.942	56	43.719	1:18.231	16	43.506	1:19.482	43	35.953	1:16.848	30	39.213	1:14.889
11	42.277	1:17.992	11	43.923	1:15.801	11	46.376	1:16.507	30	36.622	1:15.241	5	40.576	1:17.143
57	45.122	1:21.002	57	51.067	1:20.100	2	47.664	1:19.651	44	1 LAP	1:24.543	44	1 LAP	1:21.624
1	50.205	1:20.158	1	55.166	1:19.116	56	48.009	1:18.344	16	47.332	1:17.358	16	51.382	1:16.348
66	51.077	1:22.041	45	57.183	1:18.507	57	56.773	1:19.760	11	49.347	1:16.503	11	52.635	1:15.586
45	52.831	1:19.833	66	58.874	1:21.952	1	59.191	1:18.079	2	52.387	1:18.255	56	57.030	1:16.766
12	57.563	1:18.446	12	1:00.725	1:17.317	45	1:01.174	1:18.045	56	52.562	1:18.085	2	58.645	1:18.556
70	1:01.916	1:22.803	23	1:09.750	1:21.650	66	1:04.803	1:19.983	57	1:02.062	1:18.821	1	1:08.126	1:17.491
23	1:02.255	1:21.188	17	1:10.720	1:21.584	12	1:06.566	1:19.895	1	1:02.933	1:17.274	57	1:08.360	1:18.596
17	1:03.291	1:21.097	70	1:11.372	1:23.611				45	1:05.014	1:17.372	45	1:10.426	1:17.710
77	1:10.328	1:24.107							66	1:09.808	1:18.537			
82	1:13.272	1:23.500							12	1:10.099	1:17.065			

WWW.DEES.CO.UK FORD FIESTA CHAMPIONSHIP

RACE 11 - LAP CHART

Lap 11			Lap 12			Lap 13			Lap 14			Lap 15		
No	Behind	Laptime	No	Behind	Laptime	No	Behind	Laptime	No	Behind	Laptime	No	Behind	Laptime
52		1:12.349	52		1:12.192	52		1:11.377	52		1:12.409	52		1:11.866
39	0.241	1:12.002	39	0.572	1:12.523	39	0.465	1:11.270	56	1 LAP	1:17.046	39	0.443	1:11.822
12	1 LAP	1:17.665	1	1 LAP	1:17.153	1	1 LAP	1:16.543	39	0.487	1:12.431	56	1 LAP	1:16.490
66	1 LAP	1:19.774	57	1 LAP	1:17.875	57	1 LAP	1:17.380	2	1 LAP	1:18.139	2	1 LAP	1:18.410
14	13.390	1:15.269	45	1 LAP	1:17.349	45	1 LAP	1:16.756	44	2 LAPS	1:23.645	1	1 LAP	1:17.337
41	17.172	1:13.819	12	1 LAP	1:16.355	12	1 LAP	1:15.815	1	1 LAP	1:15.880	45	1 LAP	1:16.120
23	1 LAP	1:19.647	66	1 LAP	1:17.761	66	1 LAP	1:17.077	45	1 LAP	1:15.789	44	2 LAPS	1:21.389
42	18.196	1:13.496	14	16.452	1:15.254	14	19.734	1:14.659	57	1 LAP	1:17.293	57	1 LAP	1:17.618
10	18.626	1:12.815	41	18.559	1:13.579	10	19.996	1:12.244	12	1 LAP	1:15.951	12	1 LAP	1:15.069
17	1 LAP	1:20.721	10	19.129	1:12.695	41	20.148	1:12.966	10	20.753	1:13.166	10	22.615	1:13.728
70	1 LAP	1:19.423	42	19.674	1:13.670	42	21.181	1:12.884	66	1 LAP	1:17.603	41	23.820	1:13.120
54	22.053	1:14.994	4	26.393	1:16.336	4	27.432	1:12.416	14	22.273	1:14.948	42	24.308	1:13.460
4	22.249	1:12.827	23	1 LAP	1:21.353	8	28.030	1:12.665	41	22.566	1:14.827	14	25.729	1:15.322
8	23.845	1:13.428	8	26.742	1:15.089	54	30.559	1:15.155	42	22.714	1:13.942	66	1 LAP	1:18.758
81	25.869	1:16.182	54	26.781	1:16.920	23	1 LAP	1:18.986	8	28.417	1:12.796	4	29.847	1:13.291
40	34.171	1:17.286	17	1 LAP	1:20.563	17	1 LAP	1:17.907	4	28.422	1:13.399	8	30.315	1:13.764
77	1 LAP	1:21.169	70	1 LAP	1:20.693	81	35.644	1:16.713	54	33.480	1:15.330	54	37.420	1:15.806
82	1 LAP	1:22.102	81	30.308	1:16.631	70	1 LAP	1:19.323	81	39.728	1:16.493	81	44.859	1:16.997
3	40.911	1:15.008	40	38.880	1:16.901	40	43.108	1:15.605	23	1 LAP	1:19.455	23	1 LAP	1:18.140
68	41.379	1:15.453	3	42.821	1:14.102	3	45.198	1:13.754	17	1 LAP	1:19.377	17	1 LAP	1:18.154
30	41.775	1:14.911	68	43.257	1:14.070	68	45.491	1:13.611	70	1 LAP	1:18.626	3	49.131	1:14.710
43	42.536	1:16.013	30	43.676	1:14.093	30	46.778	1:14.479	3	46.287	1:13.498	68	49.168	1:13.765
5	44.402	1:16.175	43	44.914	1:14.570	43	47.076	1:13.539	68	47.269	1:14.187	30	49.671	1:13.803
16	54.897	1:15.864	77	1 LAP	1:22.292	77	1 LAP	1:19.874	30	47.734	1:13.365	43	50.639	1:14.288
11	55.161	1:14.875	82	1 LAP	1:21.651	5	53.730	1:16.894	40	47.793	1:17.094	70	1 LAP	1:19.472
44	1 LAP	1:22.224	5	48.213	1:16.003	82	1 LAP	1:20.805	43	48.217	1:13.550	40	52.747	1:16.820
56	1:02.143	1:17.462	16	57.991	1:15.286	16	1:01.437	1:14.823	5	58.505	1:17.184	5	1:03.618	1:16.979
2	1:04.657	1:18.361	11	59.091	1:16.122	11	1:02.800	1:15.086	77	1 LAP	1:20.443	16	1:09.286	1:15.991
			56	1:06.934	1:16.983				82	1 LAP	1:20.057	77	1 LAP	1:19.643
			44	1 LAP	1:23.190				16	1:05.161	1:16.133	11	1:09.457	1:16.059
			2	1:10.456	1:17.991				11	1:05.264	1:14.873			

**WWW.DEES.CO.UK FORD FIESTA CHAMPIONSHIP  
RACE 11 - LAP CHART**

Lap 16			Lap 17		
No	Behind	Laptime	No	Behind	Laptime
52		1:11.243	52		1:11.780
39	0.610	1:11.410	39	1.035	1:12.205
82	2 LAPS	1:20.863	11	1 LAP	1:15.652
56	1 LAP	1:16.419	16	1 LAP	1:17.385
2	1 LAP	1:17.731	77	2 LAPS	1:19.784
1	1 LAP	1:15.148	82	2 LAPS	1:19.820
45	1 LAP	1:15.649	56	1 LAP	1:16.630
12	1 LAP	1:15.486	1	1 LAP	1:16.181
10	24.131	1:12.759	2	1 LAP	1:18.279
41	24.743	1:12.166	10	24.465	1:12.114
42	25.260	1:12.195	45	1 LAP	1:15.842
57	1 LAP	1:18.539	41	25.239	1:12.276
14	28.823	1:14.337	42	25.921	1:12.441
4	31.373	1:12.769	12	1 LAP	1:16.946
8	31.757	1:12.685	57	1 LAP	1:16.510
44	2 LAPS	1:25.757	14	31.670	1:14.627
66	1 LAP	1:16.696	4	31.919	1:12.326
54	41.987	1:15.810	8	32.126	1:12.149
81	50.972	1:17.356	66	1 LAP	1:16.953
68	51.885	1:13.960	44	2 LAPS	1:22.496
3	52.458	1:14.570	54	45.636	1:15.429
30	53.002	1:14.574	68	54.278	1:14.173
43	53.380	1:13.984	3	54.455	1:13.777
23	1 LAP	1:18.806	30	54.931	1:13.709
17	1 LAP	1:19.092	43	55.523	1:13.923
40	58.393	1:16.889	81	56.310	1:17.118
70	1 LAP	1:19.052	23	1 LAP	1:17.879
5	1:09.419	1:17.044	17	1 LAP	1:17.504
			40	1:02.585	1:15.972
			70	1 LAP	1:18.678
			5	1:14.662	1:17.023

# FJHRA/HSCC MILLERS OILS UK HISTORIC FORMULA JUNIOR

## QUALIFYING RACE 6 - CLASSIFICATION

POS	NO	CL	NAME	ENTRY	TIME	ON	LAPS	GAP	DIFF	MPH
1	15	B	<b>Brendan Roberts</b>	Lola Mk2 1098	<b>1:11.671</b>	6	16			82.32
2	14	B	<b>Crispian Besley</b>	Elva 100 1095	<b>1:12.298</b>	14	16	<b>0.627</b>	0.627	81.61
3	11	B	<b>David Stevenson</b>	Mallock U2 1100	<b>1:13.454</b>	12	16	<b>1.783</b>	1.156	80.32
4	21	A	<b>Peter Mullen</b>	OSCA 1100	<b>1:14.235</b>	15	16	<b>2.564</b>	0.781	79.48
5	9	B	<b>John Chisholm</b>	Gemini Mk2 1100	<b>1:16.558</b>	7	8	<b>4.887</b>	2.323	77.07
6	23	B	<b>Justin Fleming</b>	Elva 100 1098	<b>1:16.684</b>	5	6	<b>5.013</b>	0.126	76.94
7	13	B	<b>Keith Roach</b>	Gemini Mk2 1098	<b>1:16.843</b>	6	11	<b>5.172</b>	0.159	76.78
8	7	B	<b>Duncan Rabagliati</b>	Alexis HF1	<b>1:18.047</b>	8	10	<b>6.376</b>	1.204	75.60
9	30	A	<b>Steve Russell</b>	Stanguellini 1098	<b>1:18.291</b>	14	15	<b>6.620</b>	0.244	75.36
10	27	B	<b>Paul Dixon</b>	Gemini Mk II 1089	<b>1:18.802</b>	3	5	<b>7.131</b>	0.511	74.87
11	38	B	<b>BJ Colaric</b>	Elva 100 1100	<b>1:19.753</b>	11	13	<b>8.082</b>	0.951	73.98
12	16	A	<b>Gordon Wright</b>	Stanguellini 1089	<b>1:19.896</b>	14	14	<b>8.225</b>	0.143	73.85
13	6	B	<b>Stephen Barlow</b>	BMC Mk1 1100	<b>1:22.791</b>	2	2	<b>11.120</b>	2.895	71.26
14	18	B	<b>Stephen Bulling</b>	Sadler 998	<b>1:22.898</b>	2	7	<b>11.227</b>	0.107	71.17
15	1	A	<b>Anthony Childe-Freeman</b>	Volpini 1098	<b>1:23.530</b>	13	14	<b>11.859</b>	0.632	70.63
16	28	A	<b>Tony Steele</b>	Taraschi 1089	<b>1:26.984</b>	2	13	<b>15.313</b>	3.454	67.83
17	26	B	<b>Roger Dexter</b>	Elva 100 1100		0	1			

Cars 15 and 30 please check transponder. Car 38 can you improve number please.

Weather / Track : Cloudy / Dry

These results are provisional until the conclusion of any judicial and technical matters.

Silverstone National  
Circuit Length = 1.6390 miles  
Start: 11:16 End: 11:38

Clerk of Course :		Timekeeper :
-------------------	--	--------------

# FJHRA/HSCC MILLERS OILS UK HISTORIC FORMULA JUNIOR

## QUALIFYING RACE 6 - LAP ANALYSIS

<b>1</b>	<b>Anthony Childe-Freeman</b>			Volpini 1098			
1 -	1:29.361	+ 5.831	11:18:19.879	8 -	1:25.757	+ 2.227	11:28:23.356
2 -	1:25.700	+ 2.170	11:19:45.579	9 -	1:26.136	+ 2.606	11:29:49.492
3 -	1:28.328	+ 4.798	11:21:13.907	10 -	1:25.787	+ 2.257	11:31:15.279
4 -	1:27.129	+ 3.599	11:22:41.036	11 -	1:25.047	+ 1.517	11:32:40.326
5 -	1:24.779	+ 1.249	11:24:05.815	12 -	1:25.136	+ 1.606	11:34:05.462
6 -	1:26.332	+ 2.802	11:25:32.147	13 -	<b>1:23.530</b>		<b>11:35:28.992</b>
7 -	1:25.452	+ 1.922	11:26:57.599	14 -	1:25.838	+ 2.308	11:36:54.830
<b>6</b>	<b>Stephen Barlow</b>			BMC Mk1 1100			
1 -	1:28.922	+ 6.131	11:18:21.745	2 -	<b>1:22.791</b>		<b>11:19:44.536</b>
<b>7</b>	<b>Duncan Rabagliati</b>			Alexis HF1			
1 -	1:23.053	+ 5.006	11:18:04.254	6 -	1:19.704	+ 1.657	11:24:45.082
2 -	1:19.152	+ 1.105	11:19:23.406	7 -	1:18.247	+ 0.200	11:26:03.329
3 -	1:20.573	+ 2.526	11:20:43.979	8 -	<b>1:18.047</b>		<b>11:27:21.376</b>
4 -	1:22.801	+ 4.754	11:22:06.780	9 -	1:18.515	+ 0.468	11:28:39.891
5 -	1:18.598	+ 0.551	11:23:25.378	10 -	1:40.719 P	+ 22.672	11:30:20.610
<b>9</b>	<b>John Chisholm</b>			Gemini Mk2 1100			
1 -	1:21.869	+ 5.311	11:18:05.682	5 -	1:17.563	+ 1.005	11:23:20.107
2 -	1:17.643	+ 1.085	11:19:23.325	6 -	1:17.308	+ 0.750	11:24:37.415
3 -	1:17.746	+ 1.188	11:20:41.071	7 -	<b>1:16.558</b>		<b>11:25:53.973</b>
4 -	1:21.473	+ 4.915	11:22:02.544	8 -	1:35.581 P	+ 19.023	11:27:29.554
<b>11</b>	<b>David Stevenson</b>			Mallock U2 1100			
1 -	1:21.309	+ 7.855	11:18:04.732	9 -	1:17.906	+ 4.452	11:28:33.378
2 -	1:17.552	+ 4.098	11:19:22.284	10 -	1:16.671	+ 3.217	11:29:50.049
3 -	1:18.591	+ 5.137	11:20:40.875	11 -	1:14.195	+ 0.741	11:31:04.244
4 -	1:23.281	+ 9.827	11:22:04.156	12 -	<b>1:13.454</b>		<b>11:32:17.698</b>
5 -	1:18.335	+ 4.881	11:23:22.491	13 -	1:14.223	+ 0.769	11:33:31.921
6 -	1:16.952	+ 3.498	11:24:39.443	14 -	1:13.961	+ 0.507	11:34:45.882
7 -	1:18.433	+ 4.979	11:25:57.876	15 -	1:13.588	+ 0.134	11:35:59.470
8 -	1:17.596	+ 4.142	11:27:15.472	16 -	1:40.788 P	+ 27.334	11:37:40.258
<b>13</b>	<b>Keith Roach</b>			Gemini Mk2 1098			
1 -	1:22.534	+ 5.691	11:18:06.256	7 -	1:18.935	+ 2.092	11:25:59.412
2 -	1:17.530	+ 0.687	11:19:23.786	8 -	1:16.954	+ 0.111	11:27:16.366
3 -	1:18.086	+ 1.243	11:20:41.872	9 -	1:23.001	+ 6.158	11:28:39.367
4 -	1:22.903	+ 6.060	11:22:04.775	10 -	1:21.676	+ 4.833	11:30:01.043
5 -	1:18.859	+ 2.016	11:23:23.634	11 -	1:48.020 P	+ 31.177	11:31:49.063
6 -	<b>1:16.843</b>		<b>11:24:40.477</b>				
<b>14</b>	<b>Crispian Besley</b>			Elva 100 1095			
1 -	1:17.730	+ 5.432	11:17:56.235	9 -	1:13.810	+ 1.512	11:27:56.110
2 -	1:15.891	+ 3.593	11:19:12.126	10 -	1:13.722	+ 1.424	11:29:09.832
3 -	1:14.141	+ 1.843	11:20:26.267	11 -	1:12.999	+ 0.701	11:30:22.831
4 -	1:15.711	+ 3.413	11:21:41.978	12 -	1:12.464	+ 0.166	11:31:35.295
5 -	1:16.073	+ 3.775	11:22:58.051	13 -	1:12.847	+ 0.549	11:32:48.142
6 -	1:15.026	+ 2.728	11:24:13.077	14 -	<b>1:12.298</b>		<b>11:34:00.440</b>
7 -	1:15.071	+ 2.773	11:25:28.148	15 -	1:12.619	+ 0.321	11:35:13.059
8 -	1:14.152	+ 1.854	11:26:42.300	16 -	1:13.610	+ 1.312	11:36:26.669
<b>15</b>	<b>Brendan Roberts</b>			Lola Mk2 1098			
1 -	1:19.563	+ 7.892	11:18:06.082	9 -	1:13.080	+ 1.409	11:28:13.715
2 -	1:14.630	+ 2.959	11:19:20.712	10 -	1:13.828	+ 2.157	11:29:27.543
3 -	1:25.992	+ 14.321	11:20:46.704	11 -	1:13.175	+ 1.504	11:30:40.718
4 -	1:19.080	+ 7.409	11:22:05.784	12 -	1:12.684	+ 1.013	11:31:53.402
5 -	1:16.354	+ 4.683	11:23:22.138	13 -	1:12.167	+ 0.496	11:33:05.569
6 -	<b>1:11.671</b>		<b>11:24:33.809</b>	14 -	1:12.048	+ 0.377	11:34:17.617
7 -	1:13.848	+ 2.177	11:25:47.657	15 -	1:12.271	+ 0.600	11:35:29.888
8 -	1:12.978	+ 1.307	11:27:00.635	16 -	1:12.323	+ 0.652	11:36:42.211

Silverstone National  
Circuit Length = 1.6390 miles  
Start: 11:16 End: 11:38

Weather / Track : Cloudy / Dry

# FJHRA/HSCC MILLERS OILS UK HISTORIC FORMULA JUNIOR

## QUALIFYING RACE 6 - LAP ANALYSIS

<b>16</b>	<b>Gordon Wright</b>		<b>Stanguellini 1089</b>				
1 -	1:27.039	+ 7.143	11:18:10.259	8 -	1:23.550	+ 3.654	11:28:01.579
2 -	1:25.869	+ 5.973	11:19:36.128	9 -	1:22.675	+ 2.779	11:29:24.254
3 -	1:24.680	+ 4.784	11:21:00.808	10 -	1:22.834	+ 2.938	11:30:47.088
4 -	1:23.225	+ 3.329	11:22:24.033	11 -	1:20.815	+ 0.919	11:32:07.903
5 -	1:25.519	+ 5.623	11:23:49.552	12 -	1:20.873	+ 0.977	11:33:28.776
6 -	1:25.463	+ 5.567	11:25:15.015	13 -	1:20.838	+ 0.942	11:34:49.614
7 -	1:23.014	+ 3.118	11:26:38.029	14 -	<b>1:19.896</b>		<b>11:36:09.510</b>
<b>18</b>	<b>Stephen Bulling</b>		<b>Sadler 998</b>				
1 -	1:28.874	+ 5.976	11:18:22.199	5 -	1:27.195	+ 4.297	11:24:20.347
2 -	<b>1:22.898</b>		<b>11:19:45.097</b>	6 -	1:29.772	+ 6.874	11:25:50.119
3 -	1:38.928	+ 16.030	11:21:24.025	7 -	1:26.751	+ 3.853	11:27:16.870
4 -	1:29.127	+ 6.229	11:22:53.152				
<b>21</b>	<b>Peter Mullen</b>		<b>OSCA 1100</b>				
1 -	1:24.351	+ 10.116	11:18:15.439	9 -	1:16.942	+ 2.707	11:28:33.044
2 -	1:19.996	+ 5.761	11:19:35.435	10 -	1:15.775	+ 1.540	11:29:48.819
3 -	1:16.321	+ 2.086	11:20:51.756	11 -	1:14.636	+ 0.401	11:31:03.455
4 -	1:18.491	+ 4.256	11:22:10.247	12 -	1:15.214	+ 0.979	11:32:18.669
5 -	1:15.941	+ 1.706	11:23:26.188	13 -	1:14.664	+ 0.429	11:33:33.333
6 -	1:16.248	+ 2.013	11:24:42.436	14 -	1:14.719	+ 0.484	11:34:48.052
7 -	1:16.340	+ 2.105	11:25:58.776	15 -	<b>1:14.235</b>		<b>11:36:02.287</b>
8 -	1:17.326	+ 3.091	11:27:16.102	16 -	1:54.395 P	+ 40.160	11:37:56.682
<b>23</b>	<b>Justin Fleming</b>		<b>Elva 100 1098</b>				
1 -	1:21.280	+ 4.596	11:30:00.463	4 -	1:16.850	+ 0.166	11:33:53.180
2 -	1:18.278	+ 1.594	11:31:18.741	5 -	<b>1:16.684</b>		<b>11:35:09.864</b>
3 -	1:17.589	+ 0.905	11:32:36.330	6 -	1:17.065	+ 0.381	11:36:26.929
<b>26</b>	<b>Roger Dexter</b>		<b>Elva 100 1100</b>				
1 -	2:04.177 P	- 03:58:50.599	11:28:59.794				
<b>27</b>	<b>Paul Dixon</b>		<b>Gemini Mk II 1089</b>				
1 -	1:24.287	+ 5.485	11:18:06.081	4 -	1:20.810	+ 2.008	11:22:05.018
2 -	1:19.325	+ 0.523	11:19:25.406	5 -	1:18.943	+ 0.141	11:23:23.961
3 -	<b>1:18.802</b>		<b>11:20:44.208</b>				
<b>28</b>	<b>Tony Steele</b>		<b>Taraschi 1089</b>				
1 -	1:30.613	+ 3.629	11:18:25.733	8 -	1:28.846	+ 1.862	11:28:58.855
2 -	<b>1:26.984</b>		<b>11:19:52.717</b>	9 -	1:29.227	+ 2.243	11:30:28.082
3 -	1:30.938	+ 3.954	11:21:23.655	10 -	1:32.067	+ 5.083	11:32:00.149
4 -	1:35.359	+ 8.375	11:22:59.014	11 -	1:28.434	+ 1.450	11:33:28.583
5 -	1:30.300	+ 3.316	11:24:29.314	12 -	1:27.957	+ 0.973	11:34:56.540
6 -	1:31.225	+ 4.241	11:26:00.539	13 -	1:28.415	+ 1.431	11:36:24.955
7 -	1:29.470	+ 2.486	11:27:30.009				
<b>30</b>	<b>Steve Russell</b>		<b>Stanguellini 1098</b>				
1 -	1:27.422	+ 9.131	11:18:20.747	9 -	1:19.948	+ 1.657	11:29:16.759
2 -	1:21.132	+ 2.841	11:19:41.879	10 -	1:19.472	+ 1.181	11:30:36.231
3 -	1:22.589	+ 4.298	11:21:04.468	11 -	1:20.004	+ 1.713	11:31:56.235
4 -	1:25.078	+ 6.787	11:22:29.546	12 -	1:18.829	+ 0.538	11:33:15.064
5 -	1:23.041	+ 4.750	11:23:52.587	13 -	1:19.075	+ 0.784	11:34:34.139
6 -	1:22.785	+ 4.494	11:25:15.372	14 -	<b>1:18.291</b>		<b>11:35:52.430</b>
7 -	1:20.873	+ 2.582	11:26:36.245	15 -	1:39.606 P	+ 21.315	11:37:32.036
8 -	1:20.566	+ 2.275	11:27:56.811				
<b>38</b>	<b>BJ Colaric</b>		<b>Elva 100 1100</b>				
1 -	1:30.918	+ 11.165	11:18:23.507	8 -	1:22.132	+ 2.379	11:28:08.864
2 -	1:22.657	+ 2.904	11:19:46.164	9 -	1:24.215	+ 4.462	11:29:33.079
3 -	1:27.563	+ 7.810	11:21:13.727	10 -	1:21.108	+ 1.355	11:30:54.187
4 -	1:24.041	+ 4.288	11:22:37.768	11 -	<b>1:19.753</b>		<b>11:32:13.940</b>
5 -	1:22.595	+ 2.842	11:24:00.363	12 -	1:20.936	+ 1.183	11:33:34.876


Silverstone National  
 Circuit Length = 1.6390 miles  
 Start: 11:16 End: 11:38

Weather / Track : Cloudy / Dry

# FJHRA/HSCC MILLERS OILS UK HISTORIC FORMULA JUNIOR QUALIFYING RACE 6 - LAP ANALYSIS

6 -	1:22.909	+ 3.156	11:25:23.272	13 -	1:38.951 P	+ 19.198	11:35:13.827
7 -	1:23.460	+ 3.707	11:26:46.732				

**FJHRA/HSCC MILLERS OILS UK HISTORIC FORMULA JUNIOR  
RACE 6 - GRID - AMENDED**

ROW 9	20   Geoff O'non	26   Roger Dexter
	1:26.984	
ROW 8	28   Tony Steele	1:23.530
	1:22.898	1   Anthony Childe-Freeman
ROW 7	18   Stephen Bulling	1:22.791
	1:19.896	6   Stephen Barlow
ROW 6	16   Gordon Wright	1:19.753
	1:18.802	38   BJ Colaric
ROW 5	27   Paul Dixon	1:18.291
	1:18.047	30   Steve Russell
ROW 4	7   Duncan Rabagliati	1:16.843
	1:16.684	13   Keith Roach
ROW 3	23   Justin Fleming	1:16.558
	1:14.235	9   John Chisholm
ROW 2	21   Peter Mullen	1:13.454
	1:12.298	11   David Stevenson
ROW 1	14   Crispian Besley	1:11.671
		15   Brendan Roberts
<b>Pole</b>		
		

Silverstone National  
Circuit Length = 1.6390 miles

**These results are provisional until the conclusion of any judicial and technical matters.**

Clerk of Course :		Timekeeper :
-------------------	--	--------------



# FJHRA/HSCC MILLERS OILS UK HISTORIC FORMULA JUNIOR

## RACE 6 - CLASSIFICATION

POS	NO	CL	NAME	ENTRY	LAPS	TIME	GAP	DIFF	MPH	BEST	ON
1	15	B	<b>Brendan Roberts</b>	Lola Mk2 1098	17	25:59.260			64.32	1:27.330	8
2	21	A	<b>Peter Mullen</b>	OSCA 1100	17	26:23.697	<b>24.437</b>	24.437	63.33	1:30.744	7
3	14	B	<b>Crispian Besley</b>	Elva 100 1095	17	26:23.879	<b>24.619</b>	0.182	63.32	1:30.014	4
4	9	B	<b>John Chisholm</b>	Gemini Mk2 1100	17	26:55.037	<b>55.777</b>	31.158	62.10	1:31.247	8
5	7	B	<b>Duncan Rabagliati</b>	Alexis HF1	16	26:03.475	<b>1 lap</b>	1 lap	60.38	1:34.495	14
6	20	B	<b>Geoff O'nion</b>	Elva 100 1098	16	26:08.158	<b>1 lap</b>	4.683	60.20	1:34.787	15
7	26	B	<b>Roger Dexter</b>	Elva 100 1100	16	26:32.762	<b>1 lap</b>	24.604	59.27	1:34.675	16
8	27	B	<b>Paul Dixon</b>	Gemini Mk II 1089	16	26:49.851	<b>1 lap</b>	17.089	58.64	1:37.067	8
9	38	B	<b>BJ Colaric</b>	Elva 100 1100	16	27:14.680	<b>1 lap</b>	24.829	57.75	1:36.545	6
10	28	A	<b>Tony Steele</b>	Taraschi 1089	16	27:15.570	<b>1 lap</b>	0.890	57.72	1:37.356	7
11	16	A	<b>Gordon Wright</b>	Stanguellini 1089	16	27:23.412	<b>1 lap</b>	7.842	57.44	1:38.248	7
12	23	B	<b>Justin Fleming</b>	Elva 100 1098	15	26:51.915	<b>2 laps</b>	1 lap	54.90	1:41.142	10
NOT CLASSIFIED											
DNF	1	A	<b>Anthony Childe-Freeman</b>	Volpini 1098	6	11:13.273	<b>11 laps</b>	9 laps	52.58	1:41.904	5
DNF	11	B	<b>David Stevenson</b>	Mallock U2 1100	1	2:09.246	<b>16 laps</b>	5 laps	45.65		
FASTEST LAP											
	21	A	<b>Peter Mullen</b>	OSCA 1100	7	1:30.744			65.02 mph	104.64 kph	
	15	B	<b>Brendan Roberts</b>	Lola Mk2 1098	8	1:27.330			67.56 mph	108.73 kph	

Weather / Track : Rain / Wet

These results are provisional until the conclusion of any judicial and technical matters.

Silverstone National  
Circuit Length = 1.6390 miles  
Start: 16:06 End: 16:34

Clerk of Course :		Timekeeper :
-------------------	--	--------------

**FJHRA/HSCC MILLERS OILS UK HISTORIC FORMULA JUNIOR  
RACE 6 - LAP CHART**

Lap 1			Lap 2			Lap 3			Lap 4			Lap 5		
No	Behind	Laptime	No	Behind	Laptime	No	Behind	Laptime	No	Behind	Laptime	No	Behind	Laptime
9		1:35.534	9		1:36.012	9		1:32.564	9		1:33.190	15		1:29.158
21	0.614	1:35.844	21	1.180	1:36.578	21	1.278	1:32.662	15	1.337	1:30.265	23	1 LAP	1:42.460
7	5.004	1:38.638	7	5.640	1:36.648	15	4.262	1:30.936	21	1.338	1:33.250	9	1.299	1:31.794
15	6.763	1:43.486	15	5.890	1:35.139	14	4.839	1:31.253	14	1.663	1:30.014	14	1.853	1:30.685
27	8.662	1:42.720	14	6.150	1:32.346	7	9.221	1:36.145	7	20.898	1:44.867	21	2.404	1:31.561
14	9.816	1:46.538	27	12.741	1:40.091	27	20.078	1:39.901	27	27.228	1:40.340	7	27.095	1:36.692
38	10.782	1:43.800	38	18.121	1:43.351	38	26.743	1:41.186	38	32.075	1:38.522	27	36.400	1:39.667
26	12.593	1:44.662	26	21.442	1:44.861	26	28.815	1:39.937	20	32.444	1:36.354	20	37.839	1:35.890
20	14.277	1:44.810	20	22.222	1:43.957	20	29.280	1:39.622	26	34.990	1:39.365	38	39.883	1:38.303
16	16.388	1:48.504	16	24.815	1:44.439	16	35.153	1:42.902	16	41.722	1:39.759	26	40.924	1:36.429
28	18.146	1:49.683	28	25.307	1:43.173	28	35.427	1:42.684	28	42.131	1:39.894	16	49.864	1:38.637
1	21.459	1:54.125	1	32.744	1:47.297	1	44.268	1:44.088	1	54.482	1:43.404	28	52.084	1:40.448
11	26.703	2:02.724	23	1:08.010	1:44.185	23	1:21.803	1:46.357				1	1:05.891	1:41.904
23	59.837	2:34.355												

**FJHRA/HSCC MILLERS OILS UK HISTORIC FORMULA JUNIOR  
RACE 6 - LAP CHART**

Lap 6			Lap 7			Lap 8			Lap 9			Lap 10		
No	Behind	Laptime	No	Behind	Laptime	No	Behind	Laptime	No	Behind	Laptime	No	Behind	Laptime
15		1:27.738	15		1:28.109	15		1:27.330	15		1:28.805	15		1:32.114
9	5.288	1:31.727	14	7.831	1:30.613	14	11.816	1:31.315	14	14.724	1:31.713	28	1 LAP	1:41.919
14	5.327	1:31.212	21	8.550	1:30.744	21	12.222	1:31.002	21	15.613	1:32.196	16	1 LAP	1:44.294
21	5.915	1:31.249	9	9.857	1:32.678	9	13.774	1:31.247	9	17.079	1:32.110	14	15.405	1:32.795
23	1 LAP	1:42.283	1	1 LAP	2:12.578 P	23	1 LAP	1:42.007	23	1 LAP	1:44.783	21	16.509	1:33.010
7	35.287	1:35.930	23	1 LAP	1:41.148	7	52.486	1:37.150	7	1:01.960	1:38.279	9	18.313	1:33.348
20	45.586	1:35.485	7	42.666	1:35.488	20	1:02.791	1:36.119	20	1:11.809	1:37.823	7	1:07.164	1:37.318
27	47.567	1:38.905	20	54.002	1:36.525	26	1:06.511	1:35.211	26	1:14.398	1:36.692	23	1 LAP	1:42.284
38	48.690	1:36.545	27	58.313	1:38.855	27	1:08.050	1:37.067	27	1:19.808	1:40.563	20	1:16.770	1:37.075
26	49.711	1:36.525	26	58.630	1:37.028	38	1:08.705	1:36.883	38	1:20.011	1:40.111	26	1:18.215	1:35.931
16	1:00.693	1:38.567	38	59.152	1:38.571	16	1:25.293	1:41.791				27	1:27.282	1:39.588
28	1:02.141	1:37.795	16	1:10.832	1:38.248	28	1:25.355	1:41.297				38	1:27.380	1:39.483
			28	1:11.388	1:37.356									

**FJHRA/HSCC MILLERS OILS UK HISTORIC FORMULA JUNIOR  
RACE 6 - LAP CHART**

Lap 11			Lap 12			Lap 13			Lap 14			Lap 15		
No	Behind	Laptime	No	Behind	Laptime	No	Behind	Laptime	No	Behind	Laptime	No	Behind	Laptime
15		1:31.266	15		1:31.319	15		1:30.816	15		1:33.410	15		1:30.885
28	1 LAP	1:40.610	27	1 LAP	1:38.502	27	1 LAP	1:39.602	23	2 LAPS	1:46.628	20	1 LAP	1:35.121
14	15.852	1:31.713	38	1 LAP	1:39.153	38	1 LAP	1:39.291	26	1 LAP	1:55.324	14	23.829	1:35.135
21	18.407	1:33.164	14	17.475	1:32.942	14	20.553	1:33.894	27	1 LAP	1:40.790	21	24.568	1:34.611
9	20.867	1:33.820	21	21.289	1:34.201	21	21.755	1:31.282	14	19.579	1:32.436	23	2 LAPS	1:44.538
16	1 LAP	1:43.839	9	22.387	1:32.839	9	23.806	1:32.235	21	20.842	1:32.497	26	1 LAP	1:38.278
7	1:13.928	1:38.030	16	1 LAP	1:44.292	16	1 LAP	1:41.507	9	24.370	1:33.974	27	1 LAP	1:43.405
23	1 LAP	1:41.142	28	1 LAP	1:51.788	28	1 LAP	1:39.995	38	1 LAP	1:53.708	9	33.002	1:39.517
20	1:21.790	1:36.286	7	1:19.884	1:37.275	7	1:26.407	1:37.339	16	1 LAP	1:40.078	38	1 LAP	1:44.098
26	1:22.892	1:35.943	20	1:26.641	1:36.170	20	1:30.728	1:34.903	28	1 LAP	1:39.871	28	1 LAP	1:38.923
			26	1:28.107	1:36.534				7	1:27.492	1:34.495	16	1 LAP	1:40.924
			23	1 LAP	1:42.971									

**FJHRA/HSCC MILLERS OILS UK HISTORIC FORMULA JUNIOR  
RACE 6 - LAP CHART**

Lap 16			Lap 17		
No	Behind	Laptime	No	Behind	Laptime
15		1:30.313	15		1:32.351
7	1 LAP	1:35.492	7	1 LAP	1:34.780
20	1 LAP	1:34.787	20	1 LAP	1:35.221
21	25.279	1:31.024	21	24.437	1:31.509
14	25.628	1:32.112	14	24.619	1:31.342
26	1 LAP	1:34.893	26	1 LAP	1:34.675
23	2 LAPS	1:44.457	27	1 LAP	1:40.530
27	1 LAP	1:40.840	23	2 LAPS	1:44.292
9	44.044	1:41.355	9	55.777	1:44.084
38	1 LAP	1:46.738	38	1 LAP	1:45.412
28	1 LAP	1:38.681	28	1 LAP	1:40.447
16	1 LAP	1:42.063	16	1 LAP	1:43.141

# BRSCC PORSCHE 924 CHAMPIONSHIP

## QUALIFYING RACE 7 - CLASSIFICATION

POS	NO	CL	NAME	ENTRY	TIME	ON	LAPS	GAP	DIFF	MPH
1	99		Graham HEARD	Porsche 924	1:11.496	10	12			82.52
2	2		Will PENROSE	Porsche 924	1:12.421	8	12	0.925	0.925	81.47
3	71		Simon REGITZ	Porsche 924	1:12.434	9	12	0.938	0.013	81.45
4	19		Gary CHANDLER	Porsche 924	1:12.592	3	7	1.096	0.158	81.28
5	12		Matt DAVIES	Porsche 924	1:12.752	9	12	1.256	0.160	81.10
6	7		Alastair KIRKHAM	Porsche 924	1:13.151	9	12	1.655	0.399	80.66
7	60		Steven BROWN	Porsche 924	1:13.222	10	12	1.726	0.071	80.58
8	10		Richard MOWBRAY	porsche 924	1:13.886	12	12	2.390	0.664	79.85
9	11		Gareth BROADBENT	Porsche 924	1:14.161	5	10	2.665	0.275	79.56
10	4		Adam CROFT	Porsche 924	1:15.049	7	11	3.553	0.888	78.62
11	35		Jayson FLEGG	Porsche 924	1:15.141	3	3	3.645	0.092	78.52
12	31		John BROADLEY	Porsche 924	1:16.542	8	11	5.046	1.401	77.08
13	66		Nico FERRARI	Porsche 924	1:17.142	8	9	5.646	0.600	76.48
14	69		Paul CRAWFORD	Porsche 924	1:17.197	9	11	5.701	0.055	76.43
15	3		Mark MARSHALL	Porsche 924	1:17.607	4	6	6.111	0.410	76.02
16	6		Seb FERRARI	Porsche 924	1:17.846	8	10	6.350	0.239	75.79
17	36		Hugh PEART	Porsche 924	1:23.149	8	10	11.653	5.303	70.96
18	20		Charley BAINES-BURTO	Porsche 924	1:23.323	8	10	11.827	0.174	70.81
19	16		Donald COASTER	Porsche 924	1:28.312	9	9	16.816	4.989	66.81

Weather / Track : Bright / Dry

These results are provisional until the conclusion of any judicial and technical matters.

Silverstone National  
Circuit Length = 1.6390 miles  
Start: 11:46 End: 12:05

Clerk of Course :		Timekeeper :
-------------------	--	--------------

## BRSCC PORSCHE 924 CHAMPIONSHIP QUALIFYING RACE 7 - LAP ANALYSIS

<b>2</b>	<b>Will PENROSE</b> Porsche 924						
1 -	1:15.710	+ 3.289	11:48:20.503	7 -	1:13.304	+ 0.883	11:55:40.607
2 -	1:14.117	+ 1.696	11:49:34.620	8 -	<b>1:12.421</b>		<b>11:56:53.028</b>
3 -	1:13.418	+ 0.997	11:50:48.038	9 -	1:12.580	+ 0.159	11:58:05.608
4 -	1:12.866	+ 0.445	11:52:00.904	10 -	1:12.464	+ 0.043	11:59:18.072
5 -	1:13.563	+ 1.142	11:53:14.467	11 -	1:12.982	+ 0.561	12:00:31.054
6 -	1:12.836	+ 0.415	11:54:27.303	12 -	1:20.754	+ 8.333	12:01:51.808
<b>3</b>	<b>Mark MARSHALL</b> Porsche 924						
1 -	1:27.624	+ 10.017	11:48:52.719	4 -	<b>1:17.607</b>		<b>11:52:47.881</b>
2 -	1:19.792	+ 2.185	11:50:12.511	5 -	1:18.156	+ 0.549	11:54:06.037
3 -	1:17.763	+ 0.156	11:51:30.274	6 -	1:36.807 P	+ 19.200	11:55:42.844
<b>4</b>	<b>Adam CROFT</b> Porsche 924						
1 -	1:29.503	+ 14.454	11:49:09.426	7 -	<b>1:15.049</b>		<b>11:56:56.407</b>
2 -	1:21.375	+ 6.326	11:50:30.801	8 -	1:15.348	+ 0.299	11:58:11.755
3 -	1:18.446	+ 3.397	11:51:49.247	9 -	1:15.909	+ 0.860	11:59:27.664
4 -	1:17.489	+ 2.440	11:53:06.736	10 -	1:15.714	+ 0.665	12:00:43.378
5 -	1:17.092	+ 2.043	11:54:23.828	11 -	1:16.909	+ 1.860	12:02:00.287
6 -	1:17.530	+ 2.481	11:55:41.358				
<b>6</b>	<b>Seb FERRARI</b> Porsche 924						
1 -	1:20.877	+ 3.031	11:48:30.982	6 -	3:15.717	+ 1:57.871	11:57:18.386
2 -	1:18.696	+ 0.850	11:49:49.678	7 -	1:18.601	+ 0.755	11:58:36.987
3 -	1:18.638	+ 0.792	11:51:08.316	8 -	<b>1:17.846</b>		<b>11:59:54.833</b>
4 -	1:19.451	+ 1.605	11:52:27.767	9 -	1:19.452	+ 1.606	12:01:14.285
5 -	1:34.902 P	+ 17.056	11:54:02.669	10 -	1:18.005	+ 0.159	12:02:32.290
<b>7</b>	<b>Alastair KIRKHAM</b> Porsche 924						
1 -	1:18.607	+ 5.456	11:48:28.109	7 -	1:13.306	+ 0.155	11:55:56.339
2 -	1:14.818	+ 1.667	11:49:42.927	8 -	1:13.655	+ 0.504	11:57:09.994
3 -	1:14.377	+ 1.226	11:50:57.304	9 -	<b>1:13.151</b>		<b>11:58:23.145</b>
4 -	1:15.012	+ 1.861	11:52:12.316	10 -	1:13.242	+ 0.091	11:59:36.387
5 -	1:13.781	+ 0.630	11:53:26.097	11 -	1:13.242	+ 0.091	12:00:49.629
6 -	1:16.936	+ 3.785	11:54:43.033	12 -	1:13.471	+ 0.320	12:02:03.100
<b>10</b>	<b>Richard MOWBRAY</b> porsche 924						
1 -	1:19.490	+ 5.604	11:48:33.050	7 -	1:15.680	+ 1.794	11:56:02.815
2 -	1:14.587	+ 0.701	11:49:47.637	8 -	1:14.800	+ 0.914	11:57:17.615
3 -	1:13.899	+ 0.013	11:51:01.536	9 -	1:14.316	+ 0.430	11:58:31.931
4 -	1:15.786	+ 1.900	11:52:17.322	10 -	1:15.106	+ 1.220	11:59:47.037
5 -	1:14.941	+ 1.055	11:53:32.263	11 -	1:14.389	+ 0.503	12:01:01.426
6 -	1:14.872	+ 0.986	11:54:47.135	12 -	<b>1:13.886</b>		<b>12:02:15.312</b>
<b>11</b>	<b>Gareth BROADBENT</b> Porsche 924						
1 -	1:17.476	+ 3.315	11:48:22.004	6 -	1:15.286	+ 1.125	11:54:39.168
2 -	1:17.201	+ 3.040	11:49:39.205	7 -	1:20.065	+ 5.904	11:55:59.233
3 -	1:15.113	+ 0.952	11:50:54.318	8 -	1:25.476	+ 11.315	11:57:24.709
4 -	1:15.403	+ 1.242	11:52:09.721	9 -	1:23.829	+ 9.668	11:58:48.538
5 -	<b>1:14.161</b>		<b>11:53:23.882</b>	10 -	1:21.745	+ 7.584	12:00:10.283
<b>12</b>	<b>Matt DAVIES</b> Porsche 924						
1 -	1:25.127	+ 12.375	11:48:33.125	7 -	1:13.434	+ 0.682	11:56:10.242
2 -	1:22.791	+ 10.039	11:49:55.916	8 -	1:13.727	+ 0.975	11:57:23.969
3 -	1:18.390	+ 5.638	11:51:14.306	9 -	<b>1:12.752</b>		<b>11:58:36.721</b>
4 -	1:13.791	+ 1.039	11:52:28.097	10 -	1:13.035	+ 0.283	11:59:49.756
5 -	1:15.367	+ 2.615	11:53:43.464	11 -	1:13.516	+ 0.764	12:01:03.272
6 -	1:13.344	+ 0.592	11:54:56.808	12 -	1:12.770	+ 0.018	12:02:16.042
<b>16</b>	<b>Donald COASTER</b> Porsche 924						
1 -	1:43.782	+ 15.470	11:49:03.675	6 -	1:36.882	+ 8.570	11:57:38.896
2 -	1:43.218	+ 14.906	11:50:46.893	7 -	1:32.628	+ 4.316	11:59:11.524
3 -	1:44.400	+ 16.088	11:52:31.293	8 -	1:30.592	+ 2.280	12:00:42.116

Silverstone National  
Circuit Length = 1.6390 miles  
Start: 11:46 End: 12:05

Weather / Track : Bright / Dry

# BRSCC PORSCHE 924 CHAMPIONSHIP

## QUALIFYING RACE 7 - LAP ANALYSIS

4 -	1:53.383	+ 25.071	11:54:24.676	9 -	<b>1:28.312</b>	<b>12:02:10.428</b>	
5 -	1:37.338	+ 9.026	11:56:02.014				
<b>19</b>	<b>Gary CHANDLER</b>		Porsche 924				
1 -	1:14.230	+ 1.638	11:50:58.467	5 -	1:14.546	+ 1.954	11:55:54.637
2 -	1:15.197	+ 2.605	11:52:13.664	6 -	1:13.268	+ 0.676	11:57:07.905
3 -	<b>1:12.592</b>		<b>11:53:26.256</b>	7 -	4:36.796	+ 3:24.204	12:01:44.701
4 -	1:13.835	+ 1.243	11:54:40.091				
<b>20</b>	<b>Charley BAINES-BURTO</b>		Porsche 924				
1 -	1:45.973	+ 22.650	11:49:10.466	6 -	1:27.813	+ 4.490	11:56:51.596
2 -	1:39.132	+ 15.809	11:50:49.598	7 -	1:25.672	+ 2.349	11:58:17.268
3 -	1:32.878	+ 9.555	11:52:22.476	8 -	<b>1:23.323</b>		<b>11:59:40.591</b>
4 -	1:30.540	+ 7.217	11:53:53.016	9 -	1:28.219	+ 4.896	12:01:08.810
5 -	1:30.767	+ 7.444	11:55:23.783	10 -	1:29.457	+ 6.134	12:02:38.267
<b>31</b>	<b>John BROADLEY</b>		Porsche 924				
1 -	1:26.963	+ 10.421	11:48:50.124	7 -	1:17.481	+ 0.939	11:56:42.781
2 -	1:20.806	+ 4.264	11:50:10.930	8 -	<b>1:16.542</b>		<b>11:57:59.323</b>
3 -	1:18.639	+ 2.097	11:51:29.569	9 -	1:17.194	+ 0.652	11:59:16.517
4 -	1:19.307	+ 2.765	11:52:48.876	10 -	1:18.998	+ 2.456	12:00:35.515
5 -	1:18.129	+ 1.587	11:54:07.005	11 -	1:17.632	+ 1.090	12:01:53.147
6 -	1:18.295	+ 1.753	11:55:25.300				
<b>35</b>	<b>Jayson FLEGG</b>		Porsche 924				
1 -	1:18.187	+ 3.046	11:59:47.765	3 -	<b>1:15.141</b>		<b>12:02:19.800</b>
2 -	1:16.894	+ 1.753	12:01:04.659				
<b>36</b>	<b>Hugh PEART</b>		Porsche 924				
1 -	1:35.017	+ 11.868	11:48:53.014	6 -	1:24.563	+ 1.414	11:56:13.560
2 -	1:30.000	+ 6.851	11:50:23.014	7 -	1:23.284	+ 0.135	11:57:36.844
3 -	1:29.821	+ 6.672	11:51:52.835	8 -	<b>1:23.149</b>		<b>11:58:59.993</b>
4 -	1:30.306	+ 7.157	11:53:23.141	9 -	1:23.561	+ 0.412	12:00:23.554
5 -	1:25.856	+ 2.707	11:54:48.997	10 -	1:28.105	+ 4.956	12:01:51.659
<b>60</b>	<b>Steven BROWN</b>		Porsche 924				
1 -	1:24.907	+ 11.685	11:48:36.517	7 -	1:13.530	+ 0.308	11:56:02.156
2 -	1:15.886	+ 2.664	11:49:52.403	8 -	1:13.988	+ 0.766	11:57:16.144
3 -	1:14.484	+ 1.262	11:51:06.887	9 -	1:13.642	+ 0.420	11:58:29.786
4 -	1:14.804	+ 1.582	11:52:21.691	10 -	<b>1:13.222</b>		<b>11:59:43.008</b>
5 -	1:13.484	+ 0.262	11:53:35.175	11 -	1:14.216	+ 0.994	12:00:57.224
6 -	1:13.451	+ 0.229	11:54:48.626	12 -	1:13.288	+ 0.066	12:02:10.512
<b>66</b>	<b>Nico FERRARI</b>		Porsche 924				
1 -	1:25.625	+ 8.483	11:48:50.392	6 -	1:21.332	+ 4.190	11:57:29.302
2 -	1:19.506	+ 2.364	11:50:09.898	7 -	1:17.963	+ 0.821	11:58:47.265
3 -	1:27.172 P	+ 10.030	11:51:37.070	8 -	<b>1:17.142</b>		<b>12:00:04.407</b>
4 -	2:47.783	+ 1:30.641	11:54:24.853	9 -	1:35.752	+ 18.610	12:01:40.159
5 -	1:43.117	+ 25.975	11:56:07.970				
<b>69</b>	<b>Paul CRAWFORD</b>		Porsche 924				
1 -	1:57.147	+ 39.950	11:49:09.157	7 -	1:21.140	+ 3.943	11:57:13.621
2 -	1:25.459	+ 8.262	11:50:34.616	8 -	1:19.560	+ 2.363	11:58:33.181
3 -	1:20.036	+ 2.839	11:51:54.652	9 -	<b>1:17.197</b>		<b>11:59:50.378</b>
4 -	1:21.828	+ 4.631	11:53:16.480	10 -	1:19.113	+ 1.916	12:01:09.491
5 -	1:18.266	+ 1.069	11:54:34.746	11 -	1:22.415	+ 5.218	12:02:31.906
6 -	1:17.735	+ 0.538	11:55:52.481				
<b>71</b>	<b>Simon REGITZ</b>		Porsche 924				
1 -	1:15.907	+ 3.473	11:48:14.941	7 -	1:14.413	+ 1.979	11:55:38.653
2 -	1:13.328	+ 0.894	11:49:28.269	8 -	1:12.830	+ 0.396	11:56:51.483
3 -	1:13.956	+ 1.522	11:50:42.225	9 -	<b>1:12.434</b>		<b>11:58:03.917</b>
4 -	1:13.022	+ 0.588	11:51:55.247	10 -	1:12.710	+ 0.276	11:59:16.627
5 -	1:15.125	+ 2.691	11:53:10.372	11 -	1:15.761	+ 3.327	12:00:32.388

Silverstone National  
Circuit Length = 1.6390 miles  
Start: 11:46 End: 12:05

Weather / Track : Bright / Dry




# BRSCC PORSCHE 924 CHAMPIONSHIP

## QUALIFYING RACE 7 - LAP ANALYSIS

6 -	1:13.868	+ 1.434	11:54:24.240	12 -	1:20.007	+ 7.573	12:01:52.395
<b>99</b>	<b>Graham HEARD</b>		<b>Porsche 924</b>				
1 -	1:52.231	+ 40.735	11:49:02.875	7 -	1:12.323	+ 0.827	11:56:20.251
2 -	1:14.602	+ 3.106	11:50:17.477	8 -	1:12.239	+ 0.743	11:57:32.490
3 -	1:12.617	+ 1.121	11:51:30.094	9 -	1:12.094	+ 0.598	11:58:44.584
4 -	1:12.610	+ 1.114	11:52:42.704	10 -	<b>1:11.496</b>		<b>11:59:56.080</b>
5 -	1:12.138	+ 0.642	11:53:54.842	11 -	1:12.937	+ 1.441	12:01:09.017
6 -	1:13.086	+ 1.590	11:55:07.928	12 -	1:22.428	+ 10.932	12:02:31.445

# BRSCC PORSCHE 924 CHAMPIONSHIP

## RACE 7 - GRID

ROW 9	1:23.323 20 Charley BAINES-BURTO	1:28.312 16 Donald COASTER
ROW 8	1:17.846 6 Seb FERRARI	1:23.149 36 Hugh PEART
ROW 7	1:17.197 69 Paul CRAWFORD	1:17.607 3 Mark MARSHALL
ROW 6	1:16.542 31 John BROADLEY	1:17.142 66 Nico FERRARI
ROW 5	1:14.161 11 Gareth BROADBENT	1:15.049 4 Adam CROFT
ROW 4	1:13.222 60 Steven BROWN	1:13.886 10 Richard MOWBRAY
ROW 3	1:12.752 12 Matt DAVIES	1:13.151 7 Alastair KIRKHAM
ROW 2	1:12.434 71 Simon REGITZ	1:12.592 19 Gary CHANDLER
ROW 1	1:11.496 99 Graham HEARD	1:12.421 2 Will PENROSE
<b>Pole</b>		
		

Silverstone National  
Circuit Length = 1.6390 miles

**These results are provisional until the conclusion of any judicial and technical matters.**

Clerk of Course :

Timekeeper :

# BRSCC PORSCHE 924 CHAMPIONSHIP

## RACE 7 - CLASSIFICATION

POS	NO	CL	NAME	ENTRY	LAPS	TIME	GAP	DIFF	MPH	BEST	ON
1	2		<b>Will PENROSE</b>	Porsche 924	15	20:57.859			70.36	1:21.643	13
2	12		<b>Matt DAVIES</b>	Porsche 924	15	21:56.868	<b>59.009</b>	59.009	67.20	1:24.826	15
3	10		<b>Richard MOWBRAY</b>	porsche 924	15	22:21.435	<b>1:23.576</b>	24.567	65.97	1:24.557	15
4	60		<b>Steven BROWN</b>	Porsche 924	14	21:18.586	<b>1 lap</b>	1 lap	64.60	1:25.284	14
5	16		<b>Donald COASTER</b>	Porsche 924	14	21:48.939	<b>1 lap</b>	30.353	63.10	1:28.546	12
6	3		<b>Mark MARSHALL</b>	Porsche 924	14	21:56.084	<b>1 lap</b>	7.145	62.76	1:29.215	10
7	69		<b>Paul CRAWFORD</b>	Porsche 924	14	21:56.223	<b>1 lap</b>	0.139	62.75	1:29.932	12
8	31		<b>John BROADLEY</b>	Porsche 924	14	22:10.226	<b>1 lap</b>	14.003	62.09	1:31.504	11
9	11		<b>Gareth BROADBENT</b>	Porsche 924	14	22:13.016	<b>1 lap</b>	2.790	61.96	1:25.317	14
10	19		<b>Gary CHANDLER</b>	Porsche 924	14	22:20.394	<b>1 lap</b>	7.378	61.62	1:25.847	11
11	4		<b>Adam CROFT</b>	Porsche 924	13	21:13.759	<b>2 laps</b>	1 lap	60.21	1:31.468	13
12	36		<b>Hugh PEART</b>	Porsche 924	13	21:38.874	<b>2 laps</b>	25.115	59.05	1:32.968	13
13	20		<b>Charley BAINES-BURTO</b>	Porsche 924	13	22:22.302	<b>2 laps</b>	43.428	57.14	1:34.911	5
14	6		<b>Seb FERRARI</b>	Porsche 924	12	21:40.672	<b>3 laps</b>	1 lap	54.43	1:30.416	9
NOT CLASSIFIED											
DNF	99		<b>Graham HEARD</b>	Porsche 924	13	18:13.276	<b>2 laps</b>	0.000	70.16	1:21.121	13
DNF	7		<b>Alastair KIRKHAM</b>	Porsche 924	1	1:50.048	<b>14 laps</b>	12 laps	53.61		
DNF	71		<b>Simon REGITZ</b>	Porsche 924	0	07.154					
DNF	66		<b>Nico FERRARI</b>	Porsche 924	0	08.886					
DNS	35		<b>Jayson FLEGG</b>	Porsche 924	0						
FASTEST LAP											
	99		<b>Graham HEARD</b>	Porsche 924	13	1:21.121		72.73 mph		117.05 kph	

Weather / Track : Sunny / Damp

These results are provisional until the conclusion of any judicial and technical matters.

Silverstone National  
Circuit Length = 1.6390 miles  
Start: 16:45 End: 17:08

Clerk of Course :

Timekeeper :

**BRSCC PORSCHE 924 CHAMPIONSHIP  
RACE 7 - LAP CHART**

Lap 1			Lap 2			Lap 3			Lap 4			Lap 5		
No	Behind	Laptime	No	Behind	Laptime	No	Behind	Laptime	No	Behind	Laptime	No	Behind	Laptime
2		1:25.913	2		1:24.969	2		1:23.997	2		1:25.106	2		1:23.204
99	2.613	1:27.910	99	1.705	1:24.061	99	1.483	1:23.775	99	0.774	1:24.397	99	1.382	1:23.812
12	6.262	1:30.214	11	1 LAP	2:58.418	12	14.175	1:27.998	36	1 LAP	1:47.966	20	1 LAP	2:01.037
19	12.102	1:36.271	12	10.174	1:28.881	11	1 LAP	1:32.581	6	2 LAPS	1:56.118	4	1 LAP	1:32.092
69	14.229	1:37.030	19	24.182	1:37.049	19	34.584	1:34.399	12	17.296	1:28.227	36	1 LAP	1:34.261
3	15.127	1:37.135	69	27.965	1:38.705	69	38.960	1:34.992	11	1 LAP	1:30.862	12	21.704	1:27.612
4	15.969	1:38.796	3	28.573	1:38.415	3	39.115	1:34.539	19	44.617	1:35.139	6	2 LAPS	1:35.934
31	17.532	1:39.960	4	30.026	1:39.026	16	42.742	1:34.077	10	47.164	1:28.823	11	1 LAP	1:28.553
7	18.210	1:42.748	31	31.401	1:38.838	10	43.447	1:28.375	69	47.467	1:33.613	10	52.738	1:28.778
16	18.696	1:39.641	16	32.662	1:38.935	31	46.291	1:38.887	60	53.338	1:31.912	19	53.840	1:32.427
20	22.619	1:43.504	20	38.584	1:40.934	60	46.532	1:30.877	16	56.957	1:39.321	69	58.492	1:34.229
36	23.825	1:44.189	10	39.069	1:30.131	20	50.650	1:36.063	31	57.165	1:35.980	60	1:02.348	1:32.214
60	28.582	1:51.680	60	39.652	1:36.039	4	1:25.026	2:18.997	3	1:01.255	1:47.246	16	1:04.576	1:30.823
10	33.907	1:58.191	36	1:03.492	2:04.636							31	1:07.689	1:33.728
			6	1 LAP	3:56.789 P							3	1:08.958	1:30.907


**BRSCC PORSCHE 924 CHAMPIONSHIP  
RACE 7 - LAP CHART**

Lap 6			Lap 7			Lap 8			Lap 9			Lap 10		
No	Behind	Laptime	No	Behind	Laptime	No	Behind	Laptime	No	Behind	Laptime	No	Behind	Laptime
2		1:22.829	2		1:22.514	2		1:23.312	2		1:23.370	2		1:23.436
99	2.982	1:24.429	99	2.935	1:22.467	99	3.644	1:24.021	69	1 LAP	1:31.542	19	1 LAP	1:31.506
20	1 LAP	1:34.911	20	1 LAP	1:35.152	31	1 LAP	1:33.445	16	1 LAP	1:30.677	99	2.634	1:22.491
4	1 LAP	1:33.360	4	1 LAP	1:31.935	3	1 LAP	1:33.319	99	3.579	1:23.305	20	2 LAPS	1:39.750
36	1 LAP	1:35.679	12	30.238	1:26.431	12	37.466	1:30.540	3	1 LAP	1:30.477	16	1 LAP	1:37.053
12	26.321	1:27.446	36	1 LAP	1:35.015	4	1 LAP	1:36.823	31	1 LAP	1:33.403	69	1 LAP	1:39.124
11	1 LAP	1:28.195	11	1 LAP	1:27.737	11	1 LAP	1:29.613	12	40.189	1:26.093	3	1 LAP	1:29.745
6	2 LAPS	1:34.826	6	2 LAPS	1:33.574	36	1 LAP	1:37.408	4	1 LAP	1:32.237	31	1 LAP	1:32.381
10	57.690	1:27.781	10	1:01.945	1:26.769	6	2 LAPS	1:34.929	11	1 LAP	1:28.067	12	43.237	1:26.484
19	1:02.095	1:31.084	19	1:09.503	1:29.922	10	1:04.368	1:25.735	36	1 LAP	1:35.893	11	1 LAP	1:27.167
60	1:06.031	1:26.512	60	1:11.453	1:27.936	20	1 LAP	2:09.241	10	1:06.115	1:25.117	4	1 LAP	1:32.290
69	1:07.884	1:32.221	69	1:16.061	1:30.691	19	1:15.805	1:29.614	6	2 LAPS	1:31.071	10	1:09.598	1:26.919
16	1:11.689	1:29.942	16	1:18.244	1:29.069	60	1:16.206	1:28.065	60	1:20.813	1:27.977	36	1 LAP	1:33.640
31	1:17.530	1:32.670										6	2 LAPS	1:30.509
3	1:18.404	1:32.275												

**BRSCC PORSCHE 924 CHAMPIONSHIP**  
**RACE 7 - LAP CHART**

Lap 11			Lap 12			Lap 13			Lap 14			Lap 15		
No	Behind	Laptime	No	Behind	Laptime	No	Behind	Laptime	No	Behind	Laptime	No	Behind	Laptime
2		1:22.695	2		1:22.513	2		1:21.643	2		1:22.093	2		1:24.340
99	2.534	1:22.595	99	2.372	1:22.351	99	1.850	1:21.121	4	2 LAPS	1:34.273	4	2 LAPS	1:31.468
60	1 LAP	1:28.914	6	3 LAPS	1:30.416	60	1 LAP	1:29.998	60	1 LAP	1:26.231	60	1 LAP	1:25.284
19	1 LAP	1:28.004	36	2 LAPS	1:34.696	19	1 LAP	1:31.038	36	2 LAPS	1:33.990	36	2 LAPS	1:32.968
20	2 LAPS	1:38.942	60	1 LAP	1:26.207	36	2 LAPS	1:37.059	6	3 LAPS	1:34.108	6	3 LAPS	1:31.380
16	1 LAP	1:30.791	19	1 LAP	1:25.847	6	3 LAPS	1:41.323	16	1 LAP	1:31.632	16	1 LAP	1:28.753
69	1 LAP	1:31.074	16	1 LAP	1:28.786	16	1 LAP	1:28.546	69	1 LAP	1:33.163	3	1 LAP	1:29.701
3	1 LAP	1:29.215	69	1 LAP	1:30.756	69	1 LAP	1:29.932	3	1 LAP	1:33.103	69	1 LAP	1:30.114
31	1 LAP	1:31.866	3	1 LAP	1:30.348	3	1 LAP	1:29.829	12	58.523	1:27.961	12	59.009	1:24.826
12	45.740	1:25.198	20	2 LAPS	1:38.740	12	52.655	1:26.116	31	1 LAP	1:34.080	31	1 LAP	1:31.994
11	1 LAP	1:26.937	31	1 LAP	1:31.504	31	1 LAP	1:32.080	20	2 LAPS	1:37.578	11	1 LAP	1:25.317
4	1 LAP	1:31.971	12	48.182	1:24.955	20	2 LAPS	1:38.398	11	1 LAP	1:28.050	19	1 LAP	1:31.658
10	1:12.157	1:25.254	11	1 LAP	1:26.292	11	1 LAP	1:26.768	19	1 LAP	2:18.767	10	1:23.576	1:24.557
			10	1:15.837	1:26.193	10	1:19.699	1:25.505	10	1:23.359	1:25.753	20	2 LAPS	1:37.099
			4	1 LAP	1:31.480									

**BRSCC PORSCHE 924 CHAMPIONSHIP  
RACE 12 - GRID**

ROW 9	66 Nico FERRARI	35 Jayson FLEGG
ROW 8	7 Alastair KIRKHAM	71 Simon REGITZ
ROW 7	6 Seb FERRARI	99 Graham HEARD
ROW 6	36 Hugh PEART	20 Charley BAINES-BURTO
ROW 5	19 Gary CHANDLER	4 Adam CROFT
ROW 4	31 John BROADLEY	11 Gareth BROADBENT
ROW 3	16 Donald COASTER	69 Paul CRAWFORD
ROW 2	10 Richard MOWBRAY	60 Steven BROWN
ROW 1	2 Will PENROSE	12 Matt DAVIES
<b>Pole</b>		
		

Silverstone National  
Circuit Length = 1.6390 miles

**These results are provisional until the conclusion of any judicial and technical matters.**

Clerk of Course :		Timekeeper :
-------------------	--	--------------

# BRSCC PORSCHE 924 CHAMPIONSHIP

## RACE 12 - CLASSIFICATION

POS	NO	CL	NAME	ENTRY	LAPS	TIME	GAP	DIFF	MPH	BEST	ON
1	2		<b>Will PENROSE</b>	Porsche 924	17	20:43.411			80.67	1:12.322	14
2	12		<b>Matt DAVIES</b>	Porsche 924	17	20:43.858	<b>0.447</b>	0.447	80.64	1:12.312	4
3	10		<b>Richard MOWBRAY</b>	porsche 924	17	21:07.307	<b>23.896</b>	23.449	79.14	1:13.282	10
4	60		<b>Steven BROWN</b>	Porsche 924	17	21:07.526	<b>24.115</b>	0.219	79.13	1:13.009	5
5	99		<b>Graham HEARD</b>	Porsche 924	17	21:08.163	<b>24.752</b>	0.637	79.09	1:12.456	3
6	71		<b>Simon REGITZ</b>	Porsche 924	17	21:08.637	<b>25.226</b>	0.474	79.06	1:12.515	16
7	19		<b>Gary CHANDLER</b>	Porsche 924	17	21:10.098	<b>26.687</b>	1.461	78.97	1:12.717	14
8	11		<b>Gareth BROADBENT</b>	Porsche 924	17	21:14.575	<b>31.164</b>	4.477	78.69	1:13.093	11
9	69		<b>Paul CRAWFORD</b>	Porsche 924	17	21:35.261	<b>51.850</b>	20.686	77.44	1:13.539	5
10	4		<b>Adam CROFT</b>	Porsche 924	17	21:35.836	<b>52.425</b>	0.575	77.40	1:14.222	13
11	35		<b>Jayson FLEGG</b>	Porsche 924	17	21:36.791	<b>53.380</b>	0.955	77.34	1:13.819	13
12	16		<b>Donald COASTER</b>	Porsche 924	17	21:50.573	<b>1:07.162</b>	13.782	76.53	1:15.259	16
13	6		<b>Seb FERRARI</b>	Porsche 924	16	20:57.987	<b>1 lap</b>	1 lap	75.04	1:16.949	7
14	36		<b>Hugh PEART</b>	Porsche 924	16	21:17.872	<b>1 lap</b>	19.885	73.87	1:15.210	16
15	31		<b>John BROADLEY</b>	Porsche 924	16	21:40.914	<b>1 lap</b>	23.042	72.56	1:19.283	15
NOT CLASSIFIED											
DNF	7		<b>Alastair KIRKHAM</b>	Porsche 924	6	8:28.321	<b>11 laps</b>	10 laps	69.64	1:13.517	3
DNF	20		<b>Charley BAINES-BURTO</b>	Porsche 924	0	11.179					
FASTEST LAP											
	12		<b>Matt DAVIES</b>	Porsche 924	4	1:12.312		81.59 mph		131.31 kph	

Weather / Track : Cloudy / Damp

These results are provisional until the conclusion of any judicial and technical matters.

Silverstone National  
Circuit Length = 1.6390 miles  
Start: 14:58 End: 15:20

Clerk of Course :

Timekeeper :



**BRSCC PORSCHE 924 CHAMPIONSHIP  
RACE 12 - LAP CHART**

Lap 1			Lap 2			Lap 3			Lap 4			Lap 5		
No	Behind	Laptime	No	Behind	Laptime	No	Behind	Laptime	No	Behind	Laptime	No	Behind	Laptime
2		1:16.562	2		1:13.021	2		1:12.369	2		1:12.525	2		1:12.687
12	0.738	1:16.742	12	0.546	1:12.829	12	0.880	1:12.703	12	0.667	1:12.312	12	0.486	1:12.506
10	1.622	1:17.231	10	2.202	1:13.601	10	3.469	1:13.636	99	4.415	1:12.704	99	4.209	1:12.481
60	1.818	1:17.213	60	2.382	1:13.585	60	3.709	1:13.696	10	4.574	1:13.630	10	5.462	1:13.575
69	4.087	1:19.027	99	4.149	1:12.882	99	4.236	1:12.456	60	5.236	1:14.052	60	5.558	1:13.009
99	4.288	1:16.851	7	5.553	1:13.657	7	6.701	1:13.517	7	8.810	1:14.634	69	9.820	1:13.539
7	4.917	1:17.791	69	6.158	1:15.092	69	7.802	1:14.013	69	8.968	1:13.691	19	11.782	1:12.876
16	6.641	1:21.411	19	9.005	1:14.926	19	10.126	1:13.490	19	11.593	1:13.992	11	13.726	1:14.036
19	7.100	1:21.130	11	9.313	1:14.820	11	11.184	1:14.240	11	12.377	1:13.718	7	18.973	1:22.850
11	7.514	1:21.770	71	10.576	1:15.874	71	12.108	1:13.901	71	17.900	1:18.317	71	19.209	1:13.996
71	7.723	1:20.362	16	11.997	1:18.377	4	16.428	1:16.508	4	19.808	1:15.905	35	21.966	1:14.068
4	8.782	1:22.161	4	12.289	1:16.528	16	17.528	1:17.900	35	20.585	1:15.523	4	22.835	1:15.714
6	10.271	1:22.371	35	13.766	1:15.135	35	17.587	1:16.190	16	22.496	1:17.493	16	25.944	1:16.135
35	11.652	1:22.791	6	15.690	1:18.440	6	21.094	1:17.773	6	26.367	1:17.798	6	30.797	1:17.117
31	13.754	1:27.445	31	20.930	1:20.197	31	29.038	1:20.477	31	36.381	1:19.868	31	44.497	1:20.803
36	15.379	1:27.272	36	24.627	1:22.269	36	34.097	1:21.839	36	43.162	1:21.590	36	50.841	1:20.366

**BRSCC PORSCHE 924 CHAMPIONSHIP  
RACE 12 - LAP CHART**

Lap 6			Lap 7			Lap 8			Lap 9			Lap 10		
No	Behind	Laptime	No	Behind	Laptime	No	Behind	Laptime	No	Behind	Laptime	No	Behind	Laptime
2		1:12.337	2		1:12.742	2		1:12.402	2		1:12.487	2		1:12.849
12	0.556	1:12.407	12	0.324	1:12.510	12	0.569	1:12.647	12	0.758	1:12.676	12	0.541	1:12.632
99	4.474	1:12.602	99	4.545	1:12.813	99	5.440	1:13.297	99	5.682	1:12.729	31	1 LAP	1:21.140
10	7.053	1:13.928	10	8.665	1:14.354	10	10.107	1:13.844	10	11.152	1:13.532	36	1 LAP	1:18.337
60	7.219	1:13.998	60	9.027	1:14.550	60	10.312	1:13.687	60	11.342	1:13.517	99	6.163	1:13.330
69	12.109	1:14.626	69	13.661	1:14.294	69	15.612	1:14.353	19	19.096	1:13.114	10	11.585	1:13.282
11	15.155	1:13.766	19	17.361	1:14.080	19	18.469	1:13.510	11	20.637	1:13.964	60	11.874	1:13.381
19	16.023	1:16.578	11	17.534	1:15.121	11	19.160	1:14.028	71	21.219	1:12.758	19	19.187	1:12.940
71	20.792	1:13.920	71	20.731	1:12.681	71	20.948	1:12.619	35	30.369	1:14.672	71	21.466	1:13.096
35	23.990	1:14.361	35	26.396	1:15.148	35	28.184	1:14.190	69	32.321	1:29.196	11	21.842	1:14.054
4	25.882	1:15.384	4	28.156	1:15.016	4	30.856	1:15.102	4	34.051	1:15.682	35	31.484	1:13.964
16	30.974	1:17.367	16	34.417	1:16.185	16	38.287	1:16.272	16	41.976	1:16.176	69	34.524	1:15.052
6	36.194	1:17.734	6	40.401	1:16.949	6	45.571	1:17.572	6	50.291	1:17.207	4	36.064	1:14.862
31	53.104	1:20.944	31	1:00.468	1:20.106	31	1:07.507	1:19.441				16	45.009	1:15.882
36	58.220	1:19.716	36	1:04.131	1:18.653	36	1:10.720	1:18.991				6	54.575	1:17.133
7	1:03.063	1:56.427												

**BRSCC PORSCHE 924 CHAMPIONSHIP  
RACE 12 - LAP CHART**

Lap 11			Lap 12			Lap 13			Lap 14			Lap 15		
No	Behind	Laptime	No	Behind	Laptime	No	Behind	Laptime	No	Behind	Laptime	No	Behind	Laptime
2		1:12.558	2		1:12.594	2		1:12.446	2		1:12.322	2		1:12.367
12	0.374	1:12.391	12	0.360	1:12.580	12	0.448	1:12.534	12	0.537	1:12.411	12	0.510	1:12.340
99	7.973	1:14.368	99	9.544	1:14.165	99	12.864	1:15.766	99	17.182	1:16.640	6	1 LAP	1:18.561
36	1 LAP	1:18.880	10	13.519	1:13.776	10	15.028	1:13.955	60	17.357	1:14.485	99	19.908	1:15.093
31	1 LAP	1:21.187	60	13.686	1:13.771	60	15.194	1:13.954	10	17.644	1:14.938	10	20.208	1:14.931
10	12.337	1:13.310	36	1 LAP	1:18.913	19	21.097	1:13.662	19	21.492	1:12.717	60	20.366	1:15.376
60	12.509	1:13.193	31	1 LAP	1:20.246	36	1 LAP	1:17.568	71	24.175	1:13.853	19	21.944	1:12.819
19	19.419	1:12.790	19	19.881	1:13.056	71	22.644	1:13.052	36	1 LAP	1:15.869	71	24.838	1:13.030
71	21.503	1:12.595	71	22.038	1:13.129	11	24.458	1:13.740	11	25.939	1:13.803	11	27.753	1:14.181
11	22.377	1:13.093	11	23.164	1:13.381	31	1 LAP	1:20.202	31	1 LAP	1:19.345	36	1 LAP	1:16.388
35	32.804	1:13.878	35	34.110	1:13.900	35	35.483	1:13.819	69	43.813	1:15.335	31	1 LAP	1:19.522
69	36.581	1:14.615	69	38.670	1:14.683	69	40.800	1:14.576	4	44.132	1:14.794	69	46.204	1:14.758
4	38.041	1:14.535	4	39.884	1:14.437	4	41.660	1:14.222	35	45.374	1:22.213	4	47.424	1:15.659
16	47.899	1:15.448	16	51.205	1:15.900	16	54.867	1:16.108	16	57.935	1:15.390	35	48.930	1:15.923
6	59.702	1:17.685	6	1:04.781	1:17.673	6	1:10.404	1:18.069				16	1:01.548	1:15.980

**BRSCC PORSCHE 924 CHAMPIONSHIP  
RACE 12 - LAP CHART**

Lap 16			Lap 17		
No	Behind	Laptime	No	Behind	Laptime
2		1:12.475	2		1:12.911
12	0.593	1:12.558	12	0.447	1:12.765
6	1 LAP	1:17.770	6	1 LAP	1:17.916
99	22.565	1:15.132	10	23.896	1:14.041
60	22.708	1:14.817	60	24.115	1:14.318
10	22.766	1:15.033	99	24.752	1:15.098
19	22.946	1:13.477	71	25.226	1:13.259
71	24.878	1:12.515	19	26.687	1:16.652
11	29.366	1:14.088	11	31.164	1:14.709
36	1 LAP	1:15.585	36	1 LAP	1:15.210
31	1 LAP	1:19.283	69	51.850	1:15.744
69	49.017	1:15.288	4	52.425	1:15.759
4	49.577	1:14.628	35	53.380	1:15.523
35	50.768	1:14.313	31	1 LAP	1:22.080
16	1:04.332	1:15.259	16	1:07.162	1:15.741

**WWW.D-AND-D-AUTOS.CO.UK FORD XR CHALLENGE  
QUALIFYING RACE 13 - CLASSIFICATION**

POS	NO	CL	NAME	ENTRY	TIME	ON	LAPS	GAP	DIFF	MPH
1	69	A	Mark ROBINSON	Ford Fiesta XR2	1:12.899	11	11			80.93
2	29	A	Michael BLACKBURN	Ford Fiesta XR2	1:12.980	11	12	0.081	0.081	80.84
3	68	A	Simon ROBINSON	Ford Fiesta XR2	1:14.055	8	11	1.156	1.075	79.67
4	66	A	Stephen POOLE	Ford Fiesta XR2	1:14.195	5	12	1.296	0.140	79.52
5	8	B	Phillip WRIGHT	Ford Escort XR	1:14.226	8	12	1.327	0.031	79.49
6	11	A	Paul BISHOP	Ford Fiesta XR2	1:14.384	9	12	1.485	0.158	79.32
7	3	B	John-ifan JONES	Ford Escort XR3i	1:14.388	6	11	1.489	0.004	79.31
8	25	A	Steven ROWLES	Ford Fiesta XR2	1:14.589	8	11	1.690	0.201	79.10
9	16	A	Justin ROBERTS	Ford Fiesta XR2	1:14.877	4	7	1.978	0.288	78.80
10	77	B	Chris FLYNN	Ford Escort XR3i	1:15.006	6	11	2.107	0.129	78.66
11	84	B	Antony SULLIVAN	Ford Escort XR3i	1:15.144	11	11	2.245	0.138	78.52
12	6	A	Chris PURCELL	Ford Fiesta XR2	1:15.324	8	11	2.425	0.180	78.33
13	5	B	Gary MARSHALL	Ford Escort XR3i	1:15.529	3	11	2.630	0.205	78.12
14	10	A	Roger EBDON	Ford Fiesta XR2	1:15.567	4	11	2.668	0.038	78.08
15	4	B	J. Andrew LENNIE	Ford Escort XR3i	1:15.678	9	11	2.779	0.111	77.96
16	15	B	Chris HAMER	Ford Escort XR3i	1:16.216	7	11	3.317	0.538	77.41
17	22	B	Daniel LEIGH	Ford Escort XR3i	1:17.747	7	10	4.848	1.531	75.89
18	63	B	Terry KELLAHER	Ford Escort XR3i	1:19.543	7	8	6.644	1.796	74.17

CAR 84 FIT TRANSPONDER FOR RACE

Weather / Track : Bright / Dry

These results are provisional until the conclusion of any judicial and technical matters.

Silverstone National  
Circuit Length = 1.6390 miles  
Start: 10:00 End: 10:16

Clerk of Course :		Timekeeper :
-------------------	--	--------------

**WWW.D-AND-D-AUTOS.CO.UK FORD XR CHALLENGE**  
**QUALIFYING RACE 13 - LAP ANALYSIS**

<b>3</b>	<b>John-ifan JONES</b>		<b>Ford Escort XR3i</b>				
1 -	1:32.256	+ 17.868	10:02:56.555	7 -	1:15.301	+ 0.913	10:10:28.245
2 -	1:17.492	+ 3.104	10:04:14.047	8 -	1:14.843	+ 0.455	10:11:43.088
3 -	1:15.148	+ 0.760	10:05:29.195	9 -	1:14.436	+ 0.048	10:12:57.524
4 -	1:14.759	+ 0.371	10:06:43.954	10 -	1:18.692	+ 4.304	10:14:16.216
5 -	1:14.602	+ 0.214	10:07:58.556	11 -	1:33.107	+ 18.719	10:15:49.323
6 -	<b>1:14.388</b>		<b>10:09:12.944</b>				
<b>4</b>	<b>J. Andrew LENNIE</b>		<b>Ford Escort XR3i</b>				
1 -	1:21.250	+ 5.572	10:02:16.521	7 -	1:16.014	+ 0.336	10:10:11.509
2 -	1:17.328	+ 1.650	10:03:33.849	8 -	1:15.792	+ 0.114	10:11:27.301
3 -	1:15.874	+ 0.196	10:04:49.723	9 -	<b>1:15.678</b>		<b>10:12:42.979</b>
4 -	1:16.258	+ 0.580	10:06:05.981	10 -	1:29.202	+ 13.524	10:14:12.181
5 -	1:16.208	+ 0.530	10:07:22.189	11 -	1:15.691	+ 0.013	10:15:27.872
6 -	1:33.306	+ 17.628	10:08:55.495				
<b>5</b>	<b>Gary MARSHALL</b>		<b>Ford Escort XR3i</b>				
1 -	1:21.413	+ 5.884	10:02:15.750	7 -	1:17.312	+ 1.783	10:10:04.420
2 -	1:17.654	+ 2.125	10:03:33.404	8 -	1:15.798	+ 0.269	10:11:20.218
3 -	<b>1:15.529</b>		<b>10:04:48.933</b>	9 -	1:18.380	+ 2.851	10:12:38.598
4 -	1:16.595	+ 1.066	10:06:05.528	10 -	1:16.931	+ 1.402	10:13:55.529
5 -	1:16.408	+ 0.879	10:07:21.936	11 -	1:19.941	+ 4.412	10:15:15.470
6 -	1:25.172	+ 9.643	10:08:47.108				
<b>6</b>	<b>Chris PURCELL</b>		<b>Ford Fiesta XR2</b>				
1 -	1:25.750	+ 10.426	10:02:16.598	7 -	1:19.578	+ 4.254	10:10:07.192
2 -	1:26.026	+ 10.702	10:03:42.624	8 -	<b>1:15.324</b>		<b>10:11:22.516</b>
3 -	1:17.605	+ 2.281	10:05:00.229	9 -	1:19.501	+ 4.177	10:12:42.017
4 -	1:16.393	+ 1.069	10:06:16.622	10 -	1:36.010	+ 20.686	10:14:18.027
5 -	1:15.520	+ 0.196	10:07:32.142	11 -	1:15.552	+ 0.228	10:15:33.579
6 -	1:15.472	+ 0.148	10:08:47.614				
<b>8</b>	<b>Phillip WRIGHT</b>		<b>Ford Escort XR</b>				
1 -	1:20.192	+ 5.966	10:02:06.301	7 -	1:14.533	+ 0.307	10:09:40.389
2 -	1:16.605	+ 2.379	10:03:22.906	8 -	<b>1:14.226</b>		<b>10:10:54.615</b>
3 -	1:16.747	+ 2.521	10:04:39.653	9 -	1:14.652	+ 0.426	10:12:09.267
4 -	1:14.837	+ 0.611	10:05:54.490	10 -	1:14.309	+ 0.083	10:13:23.576
5 -	1:16.621	+ 2.395	10:07:11.111	11 -	1:21.720	+ 7.494	10:14:45.296
6 -	1:14.745	+ 0.519	10:08:25.856	12 -	1:14.283	+ 0.057	10:15:59.579
<b>10</b>	<b>Roger EBDON</b>		<b>Ford Fiesta XR2</b>				
1 -	1:27.623	+ 12.056	10:02:49.810	7 -	1:16.296	+ 0.729	10:10:35.367
2 -	1:16.667	+ 1.100	10:04:06.477	8 -	1:16.090	+ 0.523	10:11:51.457
3 -	1:16.318	+ 0.751	10:05:22.795	9 -	1:16.743	+ 1.176	10:13:08.200
4 -	<b>1:15.567</b>		<b>10:06:38.362</b>	10 -	1:16.181	+ 0.614	10:14:24.381
5 -	1:24.086	+ 8.519	10:08:02.448	11 -	1:15.787	+ 0.220	10:15:40.168
6 -	1:16.623	+ 1.056	10:09:19.071				
<b>11</b>	<b>Paul BISHOP</b>		<b>Ford Fiesta XR2</b>				
1 -	1:20.399	+ 6.015	10:02:17.629	7 -	1:14.854	+ 0.470	10:09:58.570
2 -	1:17.311	+ 2.927	10:03:34.940	8 -	1:15.324	+ 0.940	10:11:13.894
3 -	1:14.423	+ 0.039	10:04:49.363	9 -	<b>1:14.384</b>		<b>10:12:28.278</b>
4 -	1:20.705	+ 6.321	10:06:10.068	10 -	1:15.059	+ 0.675	10:13:43.337
5 -	1:14.699	+ 0.315	10:07:24.767	11 -	1:22.574	+ 8.190	10:15:05.911
6 -	1:18.949	+ 4.565	10:08:43.716	12 -	1:14.746	+ 0.362	10:16:20.657
<b>15</b>	<b>Chris HAMER</b>		<b>Ford Escort XR3i</b>				
1 -	1:38.349	+ 22.133	10:02:59.503	7 -	<b>1:16.216</b>		<b>10:10:41.658</b>
2 -	1:18.758	+ 2.542	10:04:18.261	8 -	1:17.440	+ 1.224	10:11:59.098
3 -	1:17.223	+ 1.007	10:05:35.484	9 -	1:33.639	+ 17.423	10:13:32.737
4 -	1:16.557	+ 0.341	10:06:52.041	10 -	1:16.814	+ 0.598	10:14:49.551
5 -	1:16.446	+ 0.230	10:08:08.487	11 -	1:17.019	+ 0.803	10:16:06.570
6 -	1:16.955	+ 0.739	10:09:25.442				

CAR 84 FIT TRANSPONDER FOR RACE

Weather / Track : Bright / Dry

www.tsl-timing.com

Silverstone National  
 Circuit Length = 1.6390 miles  
 Start: 10:00 End: 10:16

**WWW.D-AND-D-AUTOS.CO.UK FORD XR CHALLENGE**  
**QUALIFYING RACE 13 - LAP ANALYSIS**

<b>16</b>	<b>Justin ROBERTS</b>		Ford Fiesta XR2				
1 -	1:17.958	+ 3.081	10:02:08.035	5 -	1:15.270	+ 0.393	10:07:08.964
2 -	1:15.569	+ 0.692	10:03:23.604	6 -	1:15.317	+ 0.440	10:08:24.281
3 -	1:15.213	+ 0.336	10:04:38.817	7 -	1:44.413 p	+ 29.536	10:10:08.694
4 -	<b>1:14.877</b>		<b>10:05:53.694</b>				
<b>22</b>	<b>Daniel LEIGH</b>		Ford Escort XR3i				
1 -	1:38.081	+ 20.334	10:03:04.784	6 -	1:18.304	+ 0.557	10:09:51.031
2 -	1:27.692	+ 9.945	10:04:32.476	7 -	<b>1:17.747</b>		<b>10:11:08.778</b>
3 -	1:20.014	+ 2.267	10:05:52.490	8 -	1:24.153	+ 6.406	10:12:32.931
4 -	1:21.190	+ 3.443	10:07:13.680	9 -	1:25.387	+ 7.640	10:13:58.318
5 -	1:19.047	+ 1.300	10:08:32.727	10 -	1:18.773	+ 1.026	10:15:17.091
<b>25</b>	<b>Steven ROWLES</b>		Ford Fiesta XR2				
1 -	1:49.432	+ 34.843	10:03:09.612	7 -	1:14.828	+ 0.239	10:10:50.880
2 -	1:21.142	+ 6.553	10:04:30.754	8 -	<b>1:14.589</b>		<b>10:12:05.469</b>
3 -	1:18.426	+ 3.837	10:05:49.180	9 -	1:32.601	+ 18.012	10:13:38.070
4 -	1:15.992	+ 1.403	10:07:05.172	10 -	1:15.679	+ 1.090	10:14:53.749
5 -	1:15.492	+ 0.903	10:08:20.664	11 -	1:14.859	+ 0.270	10:16:08.608
6 -	1:15.388	+ 0.799	10:09:36.052				
<b>29</b>	<b>Michael BLACKBURN</b>		Ford Fiesta XR2				
1 -	1:19.112	+ 6.132	10:02:03.886	7 -	1:13.704	+ 0.724	10:09:29.424
2 -	1:15.726	+ 2.746	10:03:19.612	8 -	1:13.407	+ 0.427	10:10:42.831
3 -	1:14.545	+ 1.565	10:04:34.157	9 -	1:13.964	+ 0.984	10:11:56.795
4 -	1:14.476	+ 1.496	10:05:48.633	10 -	1:13.970	+ 0.990	10:13:10.765
5 -	1:13.553	+ 0.573	10:07:02.186	11 -	<b>1:12.980</b>		<b>10:14:23.745</b>
6 -	1:13.534	+ 0.554	10:08:15.720	12 -	1:12.982	+ 0.002	10:15:36.727
<b>63</b>	<b>Terry KELLAHER</b>		Ford Escort XR3i				
1 -	1:37.888	+ 18.345	10:03:03.314	5 -	1:21.318	+ 1.775	10:08:38.327
2 -	1:24.926	+ 5.383	10:04:28.240	6 -	1:20.179	+ 0.636	10:09:58.506
3 -	1:23.964	+ 4.421	10:05:52.204	7 -	<b>1:19.543</b>		<b>10:11:18.049</b>
4 -	1:24.805	+ 5.262	10:07:17.009	8 -	1:20.538	+ 0.995	10:12:38.587
<b>66</b>	<b>Stephen POOLE</b>		Ford Fiesta XR2				
1 -	1:17.032	+ 2.837	10:02:04.215	7 -	1:14.613	+ 0.418	10:09:33.094
2 -	1:16.226	+ 2.031	10:03:20.441	8 -	1:14.961	+ 0.766	10:10:48.055
3 -	1:14.669	+ 0.474	10:04:35.110	9 -	1:15.043	+ 0.848	10:12:03.098
4 -	1:14.411	+ 0.216	10:05:49.521	10 -	1:15.380	+ 1.185	10:13:18.478
5 -	<b>1:14.195</b>		<b>10:07:03.716</b>	11 -	1:28.415	+ 14.220	10:14:46.893
6 -	1:14.765	+ 0.570	10:08:18.481	12 -	1:37.461	+ 23.266	10:16:24.354
<b>68</b>	<b>Simon ROBINSON</b>		Ford Fiesta XR2				
1 -	1:44.924	+ 30.869	10:03:00.789	7 -	1:14.484	+ 0.429	10:10:38.084
2 -	1:22.756	+ 8.701	10:04:23.545	8 -	<b>1:14.055</b>		<b>10:11:52.139</b>
3 -	1:15.687	+ 1.632	10:05:39.232	9 -	1:14.442	+ 0.387	10:13:06.581
4 -	1:14.888	+ 0.833	10:06:54.120	10 -	1:14.277	+ 0.222	10:14:20.858
5 -	1:14.510	+ 0.455	10:08:08.630	11 -	1:14.246	+ 0.191	10:15:35.104
6 -	1:14.970	+ 0.915	10:09:23.600				
<b>69</b>	<b>Mark ROBINSON</b>		Ford Fiesta XR2				
1 -	1:41.139	+ 28.240	10:02:57.517	7 -	1:14.165	+ 1.266	10:10:27.473
2 -	1:22.070	+ 9.171	10:04:19.587	8 -	1:34.268	+ 21.369	10:12:01.741
3 -	1:14.116	+ 1.217	10:05:33.703	9 -	1:33.152	+ 20.253	10:13:34.893
4 -	1:13.262	+ 0.363	10:06:46.965	10 -	1:13.123	+ 0.224	10:14:48.016
5 -	1:13.249	+ 0.350	10:08:00.214	11 -	<b>1:12.899</b>		<b>10:16:00.915</b>
6 -	1:13.094	+ 0.195	10:09:13.308				
<b>77</b>	<b>Chris FLYNN</b>		Ford Escort XR3i				
1 -	1:31.591	+ 16.585	10:02:26.888	7 -	1:15.206	+ 0.200	10:10:05.814
2 -	1:20.947	+ 5.941	10:03:47.835	8 -	1:15.333	+ 0.327	10:11:21.147
3 -	1:16.590	+ 1.584	10:05:04.425	9 -	1:16.615	+ 1.609	10:12:37.762

CAR 84 FIT TRANSPONDER FOR RACE

Weather / Track : Bright / Dry

www.tsl-timing.com

Silverstone National  
 Circuit Length = 1.6390 miles  
 Start: 10:00 End: 10:16

**WWW.D-AND-D-AUTOS.CO.UK FORD XR CHALLENGE**  
**QUALIFYING RACE 13 - LAP ANALYSIS**

4 -	1:15.102	+ 0.096	10:06:19.527	10 -	1:16.191	+ 1.185	10:13:53.953
5 -	1:16.075	+ 1.069	10:07:35.602	11 -	1:15.933	+ 0.927	10:15:09.886
6 -	<b>1:15.006</b>		<b>10:08:50.608</b>				
<b>84</b>	<b>Antony SULLIVAN</b>		<b>Ford Escort XR3i</b>				
1 -	1:27.376	+ 12.232	10:02:24.070	7 -	1:15.538	+ 0.394	10:10:08.720
2 -	1:20.579	+ 5.435	10:03:44.649	8 -	1:15.470	+ 0.326	10:11:24.190
3 -	1:17.631	+ 2.487	10:05:02.280	9 -	1:15.671	+ 0.527	10:12:39.861
4 -	1:16.684	+ 1.540	10:06:18.964	10 -	1:16.092	+ 0.948	10:13:55.953
5 -	1:17.840	+ 2.696	10:07:36.804	11 -	<b>1:15.144</b>		<b>10:15:11.097</b>
6 -	1:16.378	+ 1.234	10:08:53.182				

CAR 84 FIT TRANSPONDER FOR RACE


Weather / Track : Bright / Dry

www.tsl-timing.com

Silverstone National  
 Circuit Length = 1.6390 miles  
 Start: 10:00 End: 10:16



**WWW.D-AND-D-AUTOS.CO.UK FORD XR CHALLENGE  
RACE 13 - GRID**

ROW 9	1:17.747 22 Daniel LEIGH	1:19.543 63 Terry KELLAHER
ROW 8	1:15.678 4 J. Andrew LENNIE	1:16.216 15 Chris HAMER
ROW 7	1:15.529 5 Gary MARSHALL	1:15.567 10 Roger EBDON
ROW 6	1:15.144 84 Antony SULLIVAN	1:15.324 6 Chris PURCELL
ROW 5	1:14.877 16 Justin ROBERTS	1:15.006 77 Chris FLYNN
ROW 4	1:14.388 3 John-ifan JONES	1:14.589 25 Steven ROWLES
ROW 3	1:14.226 8 Phillip WRIGHT	1:14.384 11 Paul BISHOP
ROW 2	1:14.055 68 Simon ROBINSON	1:14.195 66 Stephen POOLE
ROW 1	1:12.899 69 Mark ROBINSON	1:12.980 29 Michael BLACKBURN
<b>Pole</b>		
		

Silverstone National  
Circuit Length = 1.6390 miles

**These results are provisional until the conclusion of any judicial and technical matters.**

Clerk of Course :	Timekeeper :
-------------------	--------------

**WWW.D-AND-D-AUTOS.CO.UK FORD XR CHALLENGE  
RACE 13 - CLASSIFICATION**

POS	NO	CL	NAME	ENTRY	LAPS	TIME	GAP	DIFF	MPH	BEST	ON
1	69	A	Mark ROBINSON	Ford Fiesta XR2	16	20:00.481			78.64	1:13.030	5
2	29	A	Michael BLACKBURN	Ford Fiesta XR2	16	20:05.269	4.788	4.788	78.32	1:13.264	4
3	68	A	Simon ROBINSON	Ford Fiesta XR2	16	20:08.645	8.164	3.376	78.10	1:13.722	4
4	66	A	Stephen POOLE	Ford Fiesta XR2	16	20:09.105	8.624	0.460	78.07	1:13.604	4
5	16	A	Justin ROBERTS	Ford Fiesta XR2	16	20:11.331	10.850	2.226	77.93	1:13.766	4
6	11	A	Paul BISHOP	Ford Fiesta XR2	16	20:15.133	14.652	3.802	77.69	1:13.922	4
7	3	B	John-ifan JONES	Ford Escort XR3i	16	20:19.824	19.343	4.691	77.39	1:14.671	2
8	8	B	Phillip WRIGHT	Ford Escort XR	16	20:23.141	22.660	3.317	77.18	1:14.849	4
9	4	B	J. Andrew LENNIE	Ford Escort XR3i	16	20:23.479	22.998	0.338	77.16	1:14.952	6
10	25	A	Steven ROWLES	Ford Fiesta XR2	16	20:24.324	23.843	0.845	77.10	1:14.707	6
11	5	B	Gary MARSHALL	Ford Escort XR3i	16	20:38.887	38.406	14.563	76.20	1:15.515	10
12	84	B	Antony SULLIVAN	Ford Escort XR3i	16	20:40.540	40.059	1.653	76.10	1:15.709	11
13	15	B	Chris HAMER	Ford Escort XR3i	16	20:41.496	41.015	0.956	76.04	1:15.454	11
14	77	B	Chris FLYNN	Ford Escort XR3i	16	20:42.799	42.318	1.303	75.96	1:15.413	11
15	6	A	Chris PURCELL	Ford Fiesta XR2	16	20:44.104	43.623	1.305	75.88	1:15.012	10
16	22	B	Daniel LEIGH	Ford Escort XR3i	16	20:51.292	50.811	7.188	75.44	1:16.481	4
17	55	B	Marcus RILEY	Ford Escort XR3i	16	21:01.031	1:00.550	9.739	74.86	1:16.024	2
18	63	B	Terry KELLAHER	Ford Escort XR3i	15	20:14.282	1 lap	1 lap	72.88	1:18.344	8

NOT CLASSIFIED

DNF	10	A	Roger EBDON	Ford Fiesta XR2	11	14:40.369	5 laps	4 laps	73.72	1:15.029	3
-----	----	---	-------------	-----------------	----	-----------	--------	--------	-------	----------	---

FASTEST LAP

3	B	John-ifan JONES	Ford Escort XR3i	2	1:14.671	79.01 mph	127.16 kph
69	A	Mark ROBINSON	Ford Fiesta XR2	5	1:13.030	80.79 mph	130.02 kph

Weather / Track : Cloudy / Dry

These results are provisional until the conclusion of any judicial and technical matters.

Silverstone National  
Circuit Length = 1.6390 miles  
Start: 15:32 End: 15:53

Clerk of Course :

Timekeeper :

**WWW.D-AND-D-AUTOS.CO.UK FORD XR CHALLENGE**  
**RACE 13 - LAP CHART**

Lap 1			Lap 2			Lap 3			Lap 4			Lap 5		
No	Behind	Laptime	No	Behind	Laptime	No	Behind	Laptime	No	Behind	Laptime	No	Behind	Laptime
69		1:17.088	69		1:14.044	69		1:14.069	69		1:13.399	69		1:13.030
29	0.492	1:17.513	29	1.268	1:14.820	29	0.977	1:13.778	29	0.842	1:13.264	29	1.354	1:13.542
66	1.360	1:17.930	66	2.010	1:14.694	66	1.974	1:14.033	66	2.179	1:13.604	66	3.011	1:13.862
68	1.519	1:18.011	68	2.585	1:15.110	68	2.352	1:13.836	68	2.675	1:13.722	68	3.373	1:13.728
11	2.486	1:18.445	11	3.225	1:14.783	11	3.192	1:14.036	11	3.715	1:13.922	16	5.610	1:14.556
8	3.226	1:19.158	16	3.985	1:14.487	16	3.717	1:13.801	16	4.084	1:13.766	11	5.936	1:15.251
16	3.542	1:18.788	8	4.309	1:15.127	8	5.097	1:14.857	8	6.547	1:14.849	8	8.607	1:15.090
3	4.017	1:19.455	3	4.644	1:14.671	3	5.595	1:15.020	3	7.349	1:15.153	3	9.195	1:14.876
25	4.417	1:19.891	25	5.177	1:14.804	25	6.150	1:15.042	25	7.638	1:14.887	25	9.751	1:15.143
10	4.986	1:18.656	10	6.119	1:15.177	10	7.079	1:15.029	10	8.765	1:15.085	10	11.560	1:15.825
84	5.481	1:17.910	4	7.908	1:16.264	4	9.383	1:15.544	4	11.272	1:15.288	4	13.206	1:14.964
4	5.688	1:19.487	84	8.208	1:16.771	84	10.953	1:16.814	84	13.883	1:16.329	84	16.770	1:15.917
6	5.961	1:19.941	6	8.547	1:16.630	6	11.176	1:16.698	6	14.240	1:16.463	6	17.174	1:15.964
55	6.933	1:19.633	55	8.913	1:16.024	5	11.925	1:16.749	5	14.593	1:16.067	5	17.459	1:15.896
5	7.194	1:20.839	5	9.245	1:16.095	55	11.989	1:17.145	15	15.299	1:16.262	15	17.830	1:15.561
15	7.528	1:21.229	15	9.911	1:16.427	15	12.436	1:16.594	77	15.530	1:16.054	77	18.476	1:15.976
22	7.742	1:20.170	77	10.426	1:16.538	77	12.875	1:16.518	22	16.348	1:16.481	55	20.705	1:17.306
77	7.932	1:22.188	22	10.563	1:16.865	22	13.266	1:16.772	55	16.429	1:17.839	22	20.745	1:17.427
63	9.868	1:22.501	63	14.897	1:19.073	63	19.869	1:19.041	63	25.792	1:19.322	63	33.071	1:20.309

**WWW.D-AND-D-AUTOS.CO.UK FORD XR CHALLENGE**  
**RACE 13 - LAP CHART**

Lap 6			Lap 7			Lap 8			Lap 9			Lap 10		
No	Behind	Laptime	No	Behind	Laptime	No	Behind	Laptime	No	Behind	Laptime	No	Behind	Laptime
69		1:13.206	69		1:14.521	69		1:14.114	69		1:14.000	69		1:14.045
29	1.714	1:13.566	29	2.098	1:14.905	29	2.343	1:14.359	29	2.383	1:14.040	29	2.324	1:13.986
68	4.270	1:14.103	68	5.098	1:15.349	68	5.022	1:14.038	68	5.243	1:14.221	68	5.591	1:14.393
66	4.345	1:14.540	66	5.211	1:15.387	66	5.369	1:14.272	66	5.753	1:14.384	66	5.906	1:14.198
16	7.081	1:14.677	16	7.654	1:15.094	16	8.585	1:15.045	16	9.773	1:15.188	16	10.366	1:14.638
11	7.623	1:14.893	11	8.604	1:15.502	11	9.280	1:14.790	11	10.479	1:15.199	11	11.054	1:14.620
8	10.558	1:15.157	8	11.926	1:15.889	8	12.700	1:14.888	8	14.013	1:15.313	8	16.132	1:16.164
3	10.867	1:14.878	3	12.212	1:15.866	3	12.917	1:14.819	3	14.132	1:15.215	3	16.198	1:16.111
25	11.252	1:14.707	25	12.546	1:15.815	25	14.096	1:15.664	25	15.181	1:15.085	25	16.561	1:15.425
10	13.780	1:15.426	10	15.385	1:16.126	4	16.793	1:15.165	4	18.116	1:15.323	4	19.732	1:15.661
4	14.952	1:14.952	4	15.742	1:15.311	10	17.279	1:16.008	10	18.675	1:15.396	10	21.239	1:16.609
6	19.563	1:15.595	6	20.576	1:15.534	6	22.060	1:15.598	6	23.665	1:15.605	6	24.632	1:15.012
5	20.053	1:15.800	5	21.119	1:15.587	5	22.961	1:15.956	5	24.618	1:15.657	5	26.088	1:15.515
84	20.372	1:16.808	84	21.950	1:16.099	84	23.765	1:15.929	84	25.718	1:15.953	84	27.473	1:15.800
77	21.144	1:15.874	77	22.545	1:15.922	77	24.056	1:15.625	77	26.436	1:16.380	15	28.304	1:15.469
15	21.170	1:16.546	15	23.200	1:16.551	15	25.077	1:15.991	15	26.880	1:15.803	77	28.639	1:16.248
55	24.123	1:16.624	22	27.536	1:17.182	22	31.546	1:18.124	22	34.590	1:17.044	22	37.189	1:16.644
22	24.875	1:17.336	55	27.652	1:18.050	55	32.310	1:18.772	55	35.410	1:17.100	55	38.291	1:16.926
63	39.212	1:19.347	63	44.299	1:19.608	63	48.529	1:18.344	63	52.967	1:18.438	63	58.483	1:19.561

**WWW.D-AND-D-AUTOS.CO.UK FORD XR CHALLENGE**  
**RACE 13 - LAP CHART**

Lap 11			Lap 12			Lap 13			Lap 14			Lap 15		
No	Behind	Laptime	No	Behind	Laptime	No	Behind	Laptime	No	Behind	Laptime	No	Behind	Laptime
69		1:13.755	69		1:14.278	69		1:14.365	69		1:16.378	69		1:16.932
29	2.794	1:14.225	29	3.269	1:14.753	29	3.789	1:14.885	29	5.477	1:18.066	63	1 LAP	1:23.401
68	6.044	1:14.208	68	6.696	1:14.930	68	7.120	1:14.789	68	9.396	1:18.654	29	6.630	1:18.085
66	6.257	1:14.106	66	7.007	1:15.028	66	7.408	1:14.766	66	10.288	1:19.258	68	9.425	1:16.961
16	11.158	1:14.547	16	11.851	1:14.971	16	12.548	1:15.062	16	12.297	1:16.127	66	9.861	1:16.505
11	11.669	1:14.370	11	12.306	1:14.915	11	12.959	1:15.018	11	16.141	1:19.560	16	12.112	1:16.747
3	18.495	1:16.052	3	19.520	1:15.303	3	21.286	1:16.131	3	21.516	1:16.608	11	15.567	1:16.358
8	19.365	1:16.988	8	20.675	1:15.588	8	23.083	1:16.773	8	23.904	1:17.199	3	20.885	1:16.301
25	19.505	1:16.699	25	21.070	1:15.843	25	23.226	1:16.521	4	24.593	1:17.121	8	23.496	1:16.524
4	21.524	1:15.547	4	22.448	1:15.202	4	23.850	1:15.767	25	24.829	1:17.981	4	24.150	1:16.489
6	27.258	1:16.381	6	28.308	1:15.328	6	30.186	1:16.243	5	35.145	1:19.020	25	24.566	1:16.669
5	28.051	1:15.718	5	29.868	1:16.095	5	32.503	1:17.000	15	38.202	1:20.263	5	36.943	1:18.730
84	29.427	1:15.709	84	30.908	1:15.759	84	32.934	1:16.391	84	38.895	1:22.339	84	40.107	1:18.144
15	30.003	1:15.454	77	31.745	1:15.726	77	33.511	1:16.131	77	40.236	1:23.103	15	40.108	1:18.838
77	30.297	1:15.413	15	32.337	1:16.612	15	34.317	1:16.345	6	40.893	1:27.085	77	42.094	1:18.790
22	40.242	1:16.808	22	42.863	1:16.899	22	45.849	1:17.351	22	48.759	1:19.288	6	43.447	1:19.486
55	41.468	1:16.932	55	44.674	1:17.484	55	49.332	1:19.023	55	55.744	1:22.790	22	50.033	1:18.206
10	58.912	1:51.428	63	1:08.866	1:19.055	63	1:16.172	1:21.671				55	58.358	1:19.546
63	1:04.089	1:19.361												

**WWW.D-AND-D-AUTOS.CO.UK FORD XR CHALLENGE  
RACE 13 - LAP CHART**

Lap 16		
No	Behind	Laptime
69		1:17.071
29	4.788	1:15.229
68	8.164	1:15.810
66	8.624	1:15.834
16	10.850	1:15.809
63	1 LAP	1:24.609
11	14.652	1:16.156
3	19.343	1:15.529
8	22.660	1:16.235
4	22.998	1:15.919
25	23.843	1:16.348
5	38.406	1:18.534
84	40.059	1:17.023
15	41.015	1:17.978
77	42.318	1:17.295
6	43.623	1:17.247
22	50.811	1:17.849
55	1:00.550	1:19.263

# BRSCC MIGHTY MINI CHAMPIONSHIP

## QUALIFYING RACE 14 - CLASSIFICATION

POS	NO	CL	NAME	ENTRY	TIME	ON	LAPS	GAP	DIFF	MPH
1	1		Neil SLARK	Rover Mini 1.3i	1:21.350	9	11			72.53
2	3		David BERNEY	Rover Mini Cooper	1:21.643	8	11	0.293	0.293	72.27
3	51		Elliot STAFFORD	Rover Mini Cooper	1:22.059	7	11	0.709	0.416	71.90
4	11		Ian SLARK	Rover Mini	1:22.168	9	11	0.818	0.109	71.80
5	24		Jody HANCOCK	Rover Mini	1:22.182	4	10	0.832	0.014	71.79
6	88		Adrian HOLLIS	Rover Mini Cooper	1:22.338	8	11	0.988	0.156	71.66
7	55		Adrian TUCKLEY	Rover Mini Cooper	1:22.406	9	10	1.056	0.068	71.60
8	8		Chris MORGAN	Rover Mini	1:22.550	4	11	1.200	0.144	71.47
9	33		Neil FEARNLEY	Rover Mini Cooper 1.3i	1:22.642	9	11	1.292	0.092	71.39
10	48		James LYFORD	Rover Mini Cooper	1:22.708	6	11	1.358	0.066	71.33
11	7		Paul HANDFORD	Rover Mini Cooper	1:23.115	6	10	1.765	0.407	70.99
12	6		Peter BONAS	Rover Mini Cooper	1:23.620	10	10	2.270	0.505	70.56
13	4		David HOLMES	Rover Mini	1:23.974	8	10	2.624	0.354	70.26
14	19		David RUMBELLOW	Rover Mini Cooper	1:24.388	6	10	3.038	0.414	69.91
15	23		Mark BURNETT	Rover Mini Cooper	1:24.422	4	5	3.072	0.034	69.89
16	15		Dean PEACH	Rover Mini Cooper	1:24.449	7	10	3.099	0.027	69.86
17	61		Jonny BROWN	Rover Mini Cooper	1:24.494	7	11	3.144	0.045	69.83
18	10		Stuart COOMBS	Rover Mini Cooper 1.3i	1:24.531	1	2	3.181	0.037	69.80
19	17		Oliver EVANS	Rover Mini Cooper	1:24.715	9	10	3.365	0.184	69.64
20	26		Louise INCH	Rover Mini Cooper	1:24.737	6	10	3.387	0.022	69.63
21	5		Steve WHEELER	Rover Mini Cooper	1:24.845	6	9	3.495	0.108	69.54
22	12		Matthew FLEMING	Rover Mini Cooper	1:24.855	8	10	3.505	0.010	69.53
23	77		Dan PALMER	Rover Mini	1:25.889	8	10	4.539	1.034	68.69
24	57		Simon TUCKLEY	Rover Mini Cooper	1:26.613	7	10	5.263	0.724	68.12
25	84		Peter VEMPLY-BURWOOD	Rover Mini Cooper	1:27.791	9	10	6.441	1.178	67.20
26	22		Verity PHILLIPS	Rover Mini Cooper	1:28.754	8	9	7.404	0.963	66.48

Weather / Track : Bright / Dry

These results are provisional until the conclusion of any judicial and technical matters.

Silverstone National  
Circuit Length = 1.6390 miles  
Start: 10:19 End: 10:36

Clerk of Course :		Timekeeper :
-------------------	--	--------------

# BRSCC MIGHTY MINI CHAMPIONSHIP

## QUALIFYING RACE 14 - LAP ANALYSIS

<b>1</b>	<b>Neil SLARK</b>		Rover Mini 1.3i				
1 -	1:28.548	+ 7.198	10:22:16.933	7 -	1:23.171	+ 1.821	10:30:34.856
2 -	1:25.235	+ 3.885	10:23:42.168	8 -	1:22.095	+ 0.745	10:31:56.951
3 -	1:23.255	+ 1.905	10:25:05.423	9 -	<b>1:21.350</b>		<b>10:33:18.301</b>
4 -	1:22.341	+ 0.991	10:26:27.764	10 -	1:21.499	+ 0.149	10:34:39.800
5 -	1:22.176	+ 0.826	10:27:49.940	11 -	1:22.340	+ 0.990	10:36:02.140
6 -	1:21.745	+ 0.395	10:29:11.685				
<b>3</b>	<b>David BERNEY</b>		Rover Mini Cooper				
1 -	1:24.856	+ 3.213	10:21:50.612	7 -	1:21.977	+ 0.334	10:30:11.430
2 -	1:23.364	+ 1.721	10:23:13.976	8 -	<b>1:21.643</b>		<b>10:31:33.073</b>
3 -	1:22.894	+ 1.251	10:24:36.870	9 -	1:24.466	+ 2.823	10:32:57.539
4 -	1:23.182	+ 1.539	10:26:00.052	10 -	1:23.224	+ 1.581	10:34:20.763
5 -	1:26.707	+ 5.064	10:27:26.759	11 -	1:23.562	+ 1.919	10:35:44.325
6 -	1:22.694	+ 1.051	10:28:49.453				
<b>4</b>	<b>David HOLMES</b>		Rover Mini				
1 -	1:44.971	+ 20.997	10:22:38.306	6 -	1:26.402	+ 2.428	10:30:10.956
2 -	1:41.781	+ 17.807	10:24:20.087	7 -	1:24.316	+ 0.342	10:31:35.272
3 -	1:29.786	+ 5.812	10:25:49.873	8 -	<b>1:23.974</b>		<b>10:32:59.246</b>
4 -	1:28.299	+ 4.325	10:27:18.172	9 -	1:24.955	+ 0.981	10:34:24.201
5 -	1:26.382	+ 2.408	10:28:44.554	10 -	1:24.606	+ 0.632	10:35:48.807
<b>5</b>	<b>Steve WHEELER</b>		Rover Mini Cooper				
1 -	1:29.083	+ 4.238	10:22:00.249	6 -	<b>1:24.845</b>		<b>10:29:11.374</b>
2 -	1:27.512	+ 2.667	10:23:27.761	7 -	1:25.286	+ 0.441	10:30:36.660
3 -	1:26.781	+ 1.936	10:24:54.542	8 -	1:24.967	+ 0.122	10:32:01.627
4 -	1:26.243	+ 1.398	10:26:20.785	9 -	1:26.262	+ 1.417	10:33:27.889
5 -	1:25.744	+ 0.899	10:27:46.529				
<b>6</b>	<b>Peter BONAS</b>		Rover Mini Cooper				
1 -	1:26.992	+ 3.372	10:21:55.139	6 -	1:24.348	+ 0.728	10:29:00.162
2 -	1:26.618	+ 2.998	10:23:21.757	7 -	1:37.345	+ 13.725	10:30:37.507
3 -	1:24.793	+ 1.173	10:24:46.550	8 -	1:24.411	+ 0.791	10:32:01.918
4 -	1:24.038	+ 0.418	10:26:10.588	9 -	1:25.589	+ 1.969	10:33:27.507
5 -	1:25.226	+ 1.606	10:27:35.814	10 -	<b>1:23.620</b>		<b>10:34:51.127</b>
<b>7</b>	<b>Paul HANDFORD</b>		Rover Mini Cooper				
1 -	1:28.143	+ 5.028	10:22:13.750	6 -	<b>1:23.115</b>		<b>10:29:16.071</b>
2 -	1:25.237	+ 2.122	10:23:38.987	7 -	1:24.498	+ 1.383	10:30:40.569
3 -	1:25.027	+ 1.912	10:25:04.014	8 -	1:23.329	+ 0.214	10:32:03.898
4 -	1:23.624	+ 0.509	10:26:27.638	9 -	1:24.271	+ 1.156	10:33:28.169
5 -	1:25.318	+ 2.203	10:27:52.956	10 -	1:24.658	+ 1.543	10:34:52.827
<b>8</b>	<b>Chris MORGAN</b>		Rover Mini				
1 -	1:24.489	+ 1.939	10:21:50.936	7 -	1:27.848	+ 5.298	10:30:17.321
2 -	1:23.754	+ 1.204	10:23:14.690	8 -	1:22.597	+ 0.047	10:31:39.918
3 -	1:23.334	+ 0.784	10:24:38.024	9 -	1:22.601	+ 0.051	10:33:02.519
4 -	<b>1:22.550</b>		<b>10:26:00.574</b>	10 -	1:24.653	+ 2.103	10:34:27.172
5 -	1:25.903	+ 3.353	10:27:26.477	11 -	1:23.020	+ 0.470	10:35:50.192
6 -	1:22.996	+ 0.446	10:28:49.473				
<b>10</b>	<b>Stuart COOMBS</b>		Rover Mini Cooper 1.3i				
1 -	<b>1:24.531</b>		<b>10:22:02.977</b>	2 -	1:35.186	+ 10.655	10:23:38.163
<b>11</b>	<b>Ian SLARK</b>		Rover Mini				
1 -	1:25.693	+ 3.525	10:21:54.974	7 -	1:22.648	+ 0.480	10:30:15.993
2 -	1:24.123	+ 1.955	10:23:19.097	8 -	1:22.614	+ 0.446	10:31:38.607
3 -	1:24.113	+ 1.945	10:24:43.210	9 -	<b>1:22.168</b>		<b>10:33:00.775</b>
4 -	1:23.701	+ 1.533	10:26:06.911	10 -	1:22.439	+ 0.271	10:34:23.214
5 -	1:23.720	+ 1.552	10:27:30.631	11 -	1:22.897	+ 0.729	10:35:46.111
6 -	1:22.714	+ 0.546	10:28:53.345				

Silverstone National  
Circuit Length = 1.6390 miles  
Start: 10:19 End: 10:36

Weather / Track : Bright / Dry



# BRSCC MIGHTY MINI CHAMPIONSHIP

## QUALIFYING RACE 14 - LAP ANALYSIS

<b>12</b>	<b>Matthew FLEMING</b>		Rover Mini Cooper				
1 -	1:34.150	+ 9.295	10:22:13.075	6 -	1:26.192	+ 1.337	10:29:27.800
2 -	1:29.013	+ 4.158	10:23:42.088	7 -	1:25.959	+ 1.104	10:30:53.759
3 -	1:26.541	+ 1.686	10:25:08.629	8 -	<b>1:24.855</b>		<b>10:32:18.614</b>
4 -	1:26.399	+ 1.544	10:26:35.028	9 -	1:25.214	+ 0.359	10:33:43.828
5 -	1:26.580	+ 1.725	10:28:01.608	10 -	1:27.155	+ 2.300	10:35:10.983
<b>15</b>	<b>Dean PEACH</b>		Rover Mini Cooper				
1 -	1:26.697	+ 2.248	10:21:58.916	6 -	1:24.854	+ 0.405	10:29:09.264
2 -	1:26.547	+ 2.098	10:23:25.463	7 -	<b>1:24.449</b>		<b>10:30:33.713</b>
3 -	1:26.774	+ 2.325	10:24:52.237	8 -	1:24.849	+ 0.400	10:31:58.562
4 -	1:26.322	+ 1.873	10:26:18.559	9 -	1:24.945	+ 0.496	10:33:23.507
5 -	1:25.851	+ 1.402	10:27:44.410	10 -	1:25.644	+ 1.195	10:34:49.151
<b>17</b>	<b>Oliver EVANS</b>		Rover Mini Cooper				
1 -	1:35.078	+ 10.363	10:22:10.785	6 -	1:25.384	+ 0.669	10:29:36.023
2 -	1:26.706	+ 1.991	10:23:37.491	7 -	1:25.225	+ 0.510	10:31:01.248
3 -	1:38.946	+ 14.231	10:25:16.437	8 -	1:25.214	+ 0.499	10:32:26.462
4 -	1:27.683	+ 2.968	10:26:44.120	9 -	<b>1:24.715</b>		<b>10:33:51.177</b>
5 -	1:26.519	+ 1.804	10:28:10.639	10 -	1:44.623	+ 19.908	10:35:35.800
<b>19</b>	<b>David RUMBELLOW</b>		Rover Mini Cooper				
1 -	1:31.486	+ 7.098	10:22:07.963	6 -	<b>1:24.388</b>		<b>10:29:17.133</b>
2 -	1:27.595	+ 3.207	10:23:35.558	7 -	1:24.565	+ 0.177	10:30:41.698
3 -	1:25.834	+ 1.446	10:25:01.392	8 -	1:26.409	+ 2.021	10:32:08.107
4 -	1:25.873	+ 1.485	10:26:27.265	9 -	1:25.934	+ 1.546	10:33:34.041
5 -	1:25.480	+ 1.092	10:27:52.745	10 -	1:26.117	+ 1.729	10:35:00.158
<b>22</b>	<b>Verity PHILLIPS</b>		Rover Mini Cooper				
1 -	1:43.527	+ 14.773	10:22:41.943	6 -	1:33.609	+ 4.855	10:30:40.494
2 -	1:37.582	+ 8.828	10:24:19.525	7 -	1:30.368	+ 1.614	10:32:10.862
3 -	1:35.875	+ 7.121	10:25:55.400	8 -	<b>1:28.754</b>		<b>10:33:39.616</b>
4 -	1:39.838	+ 11.084	10:27:35.238	9 -	1:30.626	+ 1.872	10:35:10.242
5 -	1:31.647	+ 2.893	10:29:06.885				
<b>23</b>	<b>Mark BURNETT</b>		Rover Mini Cooper				
1 -	1:29.293	+ 4.871	10:22:01.668	4 -	<b>1:24.422</b>		<b>10:26:23.508</b>
2 -	1:27.929	+ 3.507	10:23:29.597	5 -	1:52.623	+ 28.201	10:28:16.131
3 -	1:29.489	+ 5.067	10:24:59.086				
<b>24</b>	<b>Jody HANCOCK</b>		Rover Mini				
1 -	1:27.540	+ 5.358	10:22:14.418	6 -	1:22.823	+ 0.641	10:29:14.546
2 -	1:26.550	+ 4.368	10:23:40.968	7 -	1:25.344	+ 3.162	10:30:39.890
3 -	1:25.177	+ 2.995	10:25:06.145	8 -	1:23.380	+ 1.198	10:32:03.270
4 -	<b>1:22.182</b>		<b>10:26:28.327</b>	9 -	1:23.141	+ 0.959	10:33:26.411
5 -	1:23.396	+ 1.214	10:27:51.723	10 -	1:22.855	+ 0.673	10:34:49.266
<b>26</b>	<b>Louise INCH</b>		Rover Mini Cooper				
1 -	1:29.578	+ 4.841	10:22:07.202	6 -	<b>1:24.737</b>		<b>10:29:15.989</b>
2 -	1:27.641	+ 2.904	10:23:34.843	7 -	1:26.760	+ 2.023	10:30:42.749
3 -	1:25.063	+ 0.326	10:24:59.906	8 -	1:26.075	+ 1.338	10:32:08.824
4 -	1:24.762	+ 0.025	10:26:24.668	9 -	1:25.713	+ 0.976	10:33:34.537
5 -	1:26.584	+ 1.847	10:27:51.252	10 -	1:38.283	+ 13.546	10:35:12.820
<b>33</b>	<b>Neil FEARNLEY</b>		Rover Mini Cooper 1.3i				
1 -	1:25.148	+ 2.506	10:21:55.375	7 -	1:22.861	+ 0.219	10:30:16.611
2 -	1:24.869	+ 2.227	10:23:20.244	8 -	1:23.544	+ 0.902	10:31:40.155
3 -	1:23.196	+ 0.554	10:24:43.440	9 -	<b>1:22.642</b>		<b>10:33:02.797</b>
4 -	1:23.659	+ 1.017	10:26:07.099	10 -	1:23.288	+ 0.646	10:34:26.085
5 -	1:23.967	+ 1.325	10:27:31.066	11 -	1:23.673	+ 1.031	10:35:49.758
6 -	1:22.684	+ 0.042	10:28:53.750				

Silverstone National  
 Circuit Length = 1.6390 miles  
 Start: 10:19 End: 10:36

Weather / Track : Bright / Dry

# BRSCC MIGHTY MINI CHAMPIONSHIP

## QUALIFYING RACE 14 - LAP ANALYSIS

<b>48</b>	<b>James LYFORD</b>		Rover Mini Cooper				
1 -	1:26.087	+ 3.379	10:22:10.463	7 -	1:24.086	+ 1.378	10:30:32.424
2 -	1:24.061	+ 1.353	10:23:34.524	8 -	1:23.056	+ 0.348	10:31:55.480
3 -	1:24.098	+ 1.390	10:24:58.622	9 -	1:22.896	+ 0.188	10:33:18.376
4 -	1:23.908	+ 1.200	10:26:22.530	10 -	1:23.094	+ 0.386	10:34:41.470
5 -	1:23.100	+ 0.392	10:27:45.630	11 -	1:23.138	+ 0.430	10:36:04.608
6 -	<b>1:22.708</b>		<b>10:29:08.338</b>				
<b>51</b>	<b>Elliot STAFFORD</b>		Rover Mini Cooper				
1 -	1:24.104	+ 2.045	10:21:51.976	7 -	<b>1:22.059</b>		<b>10:30:11.822</b>
2 -	1:22.850	+ 0.791	10:23:14.826	8 -	1:22.518	+ 0.459	10:31:34.340
3 -	1:24.761	+ 2.702	10:24:39.587	9 -	1:22.225	+ 0.166	10:32:56.565
4 -	1:22.967	+ 0.908	10:26:02.554	10 -	1:22.876	+ 0.817	10:34:19.441
5 -	1:24.605	+ 2.546	10:27:27.159	11 -	1:24.426	+ 2.367	10:35:43.867
6 -	1:22.604	+ 0.545	10:28:49.763				
<b>55</b>	<b>Adrian TUCKLEY</b>		Rover Mini Cooper				
1 -	1:31.336	+ 8.930	10:22:22.578	6 -	1:22.949	+ 0.543	10:29:30.044
2 -	1:27.211	+ 4.805	10:23:49.789	7 -	1:23.636	+ 1.230	10:30:53.680
3 -	1:28.438	+ 6.032	10:25:18.227	8 -	1:22.912	+ 0.506	10:32:16.592
4 -	1:24.436	+ 2.030	10:26:42.663	9 -	<b>1:22.406</b>		<b>10:33:38.998</b>
5 -	1:24.432	+ 2.026	10:28:07.095	10 -	1:25.912	+ 3.506	10:35:04.910
<b>57</b>	<b>Simon TUCKLEY</b>		Rover Mini Cooper				
1 -	1:35.657	+ 9.044	10:22:23.489	6 -	1:27.421	+ 0.808	10:29:48.050
2 -	1:30.376	+ 3.763	10:23:53.865	7 -	<b>1:26.613</b>		<b>10:31:14.663</b>
3 -	1:30.181	+ 3.568	10:25:24.046	8 -	1:28.177	+ 1.564	10:32:42.840
4 -	1:29.249	+ 2.636	10:26:53.295	9 -	1:28.206	+ 1.593	10:34:11.046
5 -	1:27.334	+ 0.721	10:28:20.629	10 -	1:29.145	+ 2.532	10:35:40.191
<b>61</b>	<b>Jonny BROWN</b>		Rover Mini Cooper				
1 -	1:26.914	+ 2.420	10:21:53.994	7 -	<b>1:24.494</b>		<b>10:30:25.314</b>
2 -	1:25.703	+ 1.209	10:23:19.697	8 -	1:26.057	+ 1.563	10:31:51.371
3 -	1:25.255	+ 0.761	10:24:44.952	9 -	1:25.822	+ 1.328	10:33:17.193
4 -	1:25.270	+ 0.776	10:26:10.222	10 -	1:25.138	+ 0.644	10:34:42.331
5 -	1:25.177	+ 0.683	10:27:35.399	11 -	1:41.511 P	+ 17.017	10:36:23.842
6 -	1:25.421	+ 0.927	10:29:00.820				
<b>77</b>	<b>Dan PALMER</b>		Rover Mini				
1 -	1:33.184	+ 7.295	10:22:25.277	6 -	1:26.127	+ 0.238	10:29:47.510
2 -	1:29.551	+ 3.662	10:23:54.828	7 -	1:26.460	+ 0.571	10:31:13.970
3 -	1:30.527	+ 4.638	10:25:25.355	8 -	<b>1:25.889</b>		<b>10:32:39.859</b>
4 -	1:29.086	+ 3.197	10:26:54.441	9 -	1:26.169	+ 0.280	10:34:06.028
5 -	1:26.942	+ 1.053	10:28:21.383	10 -	1:30.657	+ 4.768	10:35:36.685
<b>84</b>	<b>Peter VEMPLY-BURWOOD</b>		Rover Mini Cooper				
1 -	1:35.905	+ 8.114	10:22:25.096	6 -	1:31.093	+ 3.302	10:29:59.967
2 -	1:31.323	+ 3.532	10:23:56.419	7 -	1:31.054	+ 3.263	10:31:31.021
3 -	1:30.502	+ 2.711	10:25:26.921	8 -	1:31.389	+ 3.598	10:33:02.410
4 -	1:31.330	+ 3.539	10:26:58.251	9 -	<b>1:27.791</b>		<b>10:34:30.201</b>
5 -	1:30.623	+ 2.832	10:28:28.874	10 -	1:31.968	+ 4.177	10:36:02.169
<b>88</b>	<b>Adrian HOLLIS</b>		Rover Mini Cooper				
1 -	1:24.586	+ 2.248	10:21:50.240	7 -	1:22.553	+ 0.215	10:30:10.826
2 -	1:23.421	+ 1.083	10:23:13.661	8 -	<b>1:22.338</b>		<b>10:31:33.164</b>
3 -	1:23.531	+ 1.193	10:24:37.192	9 -	1:23.576	+ 1.238	10:32:56.740
4 -	1:22.999	+ 0.661	10:26:00.191	10 -	1:22.963	+ 0.625	10:34:19.703
5 -	1:25.049	+ 2.711	10:27:25.240	11 -	1:23.111	+ 0.773	10:35:42.814
6 -	1:23.033	+ 0.695	10:28:48.273				

Weather / Track : Bright / Dry

www.tsl-timing.com


Page 3 of 3

Silverstone National  
Circuit Length = 1.6390 miles  
Start: 10:19 End: 10:36

Printed - 10.37 Sunday, 13 April 2008

# BRSCC MIGHTY MINI CHAMPIONSHIP

## RACE 14 - GRID

ROW 13	1:27.791 84 Peter VEMPLY-BURWOOD	1:28.754 22 Verity PHILLIPS
ROW 12	1:25.889 77 Dan PALMER	1:26.613 57 Simon TUCKLEY
ROW 11	1:24.845 5 Steve WHEELER	1:24.855 12 Matthew FLEMING
ROW 10	1:24.715 17 Oliver EVANS	1:24.737 26 Louise INCH
ROW 9	1:24.494 61 Jonny BROWN	1:24.531 10 Stuart COOMBS
ROW 8	1:24.422 23 Mark BURNETT	1:24.449 15 Dean PEACH
ROW 7	1:23.974 4 David HOLMES	1:24.388 19 David RUMBELLOW
ROW 6	1:23.115 7 Paul HANDFORD	1:23.620 6 Peter BONAS
ROW 5	1:22.642 33 Neil FEARNLEY	1:22.708 48 James LYFORD
ROW 4	1:22.406 55 Adrian TUCKLEY	1:22.550 8 Chris MORGAN
ROW 3	1:22.182 24 Jody HANCOCK	1:22.338 88 Adrian HOLLIS
ROW 2	1:22.059 51 Elliot STAFFORD	1:22.168 11 Ian SLARK
ROW 1	1:21.350 1 Neil SLARK	1:21.643 3 David BERNEY
<b>Pole</b>		
		

Silverstone National  
Circuit Length = 1.6390 miles

**These results are provisional until the conclusion of any judicial and technical matters.**

Clerk of Course :	Timekeeper :
-------------------	--------------

# BRSCC MIGHTY MINI CHAMPIONSHIP

## RACE 14 - CLASSIFICATION

POS	NO	CL	NAME	ENTRY	LAPS	TIME	GAP	DIFF	MPH	BEST	ON
1	1		Neil SLARK	Rover Mini 1.3i	15	20:53.341			70.61	1:21.572	8
2	3		David BERNEY	Rover Mini Cooper	15	20:53.387	0.046	0.046	70.61	1:21.149	8
3	88		Adrian HOLLIS	Rover Mini Cooper	15	20:53.570	0.229	0.183	70.60	1:21.335	6
4	24		Jody HANCOCK	Rover Mini	15	20:53.908	0.567	0.338	70.58	1:21.075	6
5	11		Ian SLARK	Rover Mini	15	20:54.001	0.660	0.093	70.57	1:21.603	9
6	51		Elliot STAFFORD	Rover Mini Cooper	15	20:54.233	0.892	0.232	70.56	1:21.391	9
7	48		James LYFORD	Rover Mini Cooper	15	20:54.434	1.093	0.201	70.55	1:21.554	7
8	8		Chris MORGAN	Rover Mini	15	20:56.934	3.593	2.500	70.41	1:22.067	8
9	55		Adrian TUCKLEY	Rover Mini Cooper	15	20:58.009	4.668	1.075	70.35	1:21.299	6
10	7		Paul HANDFORD	Rover Mini Cooper	15	21:06.477	13.136	8.468	69.88	1:22.533	4
11	6		Peter BONAS	Rover Mini Cooper	15	21:06.872	13.531	0.395	69.86	1:22.710	4
12	23		Mark BURNETT	Rover Mini Cooper	15	21:06.939	13.598	0.067	69.85	1:22.473	9
13	33		Neil FEARNLEY	Rover Mini Cooper 1.3i	15	21:17.303	23.962	10.364	69.29	1:21.438	7
14	77		Dan PALMER	Rover Mini	15	21:19.873	26.532	2.570	69.15	1:23.227	7
15	12		Matthew FLEMING	Rover Mini Cooper	15	21:21.379	28.038	1.506	69.07	1:23.048	10
16	15		Dean PEACH	Rover Mini Cooper	15	21:21.865	28.524	0.486	69.04	1:23.261	8
17	61		Jonny BROWN	Rover Mini Cooper	15	21:21.895	28.554	0.030	69.04	1:23.464	3
18	17		Oliver EVANS	Rover Mini Cooper	15	21:30.244	36.903	8.349	68.59	1:23.618	8
19	5		Steve WHEELER	Rover Mini Cooper	15	21:30.383	37.042	0.139	68.58	1:23.981	8
20	19		David RUMBELLOW	Rover Mini Cooper	15	21:30.720	37.379	0.337	68.57	1:24.181	5
21	26		Louise INCH	Rover Mini Cooper	15	21:31.082	37.741	0.362	68.55	1:24.110	11
22	4		David HOLMES	Rover Mini	15	21:32.925	39.584	1.843	68.45	1:23.438	3
23	57		Simon TUCKLEY	Rover Mini Cooper	15	21:54.881	1:01.540	21.956	67.31	1:25.696	4
24	84		Peter VEMPLY-BURWOOD	Rover Mini Cooper	15	21:55.146	1:01.805	0.265	67.29	1:25.682	5
25	22		Verity PHILLIPS	Rover Mini Cooper	15	21:59.307	1:05.966	4.161	67.08	1:25.498	10

NOT CLASSIFIED

DNF	10		Stuart COOMBS	Rover Mini Cooper 1.3i	5	7:46.539	10 laps	10 laps	63.23	1:27.333	2
-----	----	--	---------------	------------------------	---	----------	---------	---------	-------	----------	---

FASTEST LAP

24			Jody HANCOCK	Rover Mini	6	1:21.075	72.77 mph		117.12 kph		
----	--	--	--------------	------------	---	----------	-----------	--	------------	--	--

Weather / Track : Cloudy / Dry

These results are provisional until the conclusion of any judicial and technical matters.

Silverstone National  
Circuit Length = 1.6390 miles  
Start: 16:02 End: 16:24

Clerk of Course :		Timekeeper :	
-------------------	--	--------------	--

**BRSCC MIGHTY MINI CHAMPIONSHIP**  
**RACE 14 - LAP CHART**

Lap 1			Lap 2			Lap 3			Lap 4			Lap 5		
No	Behind	Laptime	No	Behind	Laptime	No	Behind	Laptime	No	Behind	Laptime	No	Behind	Laptime
1		1:26.415	1		1:22.916	1		1:22.742	1		1:22.831	1		1:22.238
51	1.097	1:26.597	8	2.140	1:23.168	11	1.981	1:22.479	11	1.446	1:22.296	11	1.295	1:22.087
11	1.281	1:26.968	11	2.244	1:23.879	8	2.366	1:22.968	8	1.726	1:22.191	51	1.562	1:21.954
8	1.888	1:26.502	51	2.398	1:24.217	51	2.960	1:23.304	51	1.846	1:21.717	88	2.120	1:21.946
3	1.975	1:27.961	3	2.463	1:23.404	88	3.417	1:22.995	88	2.412	1:21.826	8	2.316	1:22.828
24	2.008	1:27.158	55	2.561	1:23.248	3	3.444	1:23.723	3	3.211	1:22.598	3	2.352	1:21.379
55	2.229	1:26.888	88	3.164	1:23.737	55	3.550	1:23.731	55	3.598	1:22.879	24	3.603	1:22.197
88	2.343	1:27.500	24	3.560	1:24.468	48	4.169	1:23.025	24	3.644	1:22.110	55	4.127	1:22.767
33	2.547	1:26.387	33	3.573	1:23.942	24	4.365	1:23.547	48	3.889	1:22.551	48	4.329	1:22.678
48	2.923	1:26.813	48	3.886	1:23.879	33	4.968	1:24.137	33	4.157	1:22.020	33	4.337	1:22.418
7	4.022	1:27.097	7	4.579	1:23.473	7	5.294	1:23.457	7	4.996	1:22.533	7	5.489	1:22.731
23	4.854	1:27.294	23	5.753	1:23.815	6	6.277	1:23.121	6	6.156	1:22.710	6	6.946	1:23.028
61	5.237	1:27.322	6	5.898	1:23.010	23	6.438	1:23.427	23	6.268	1:22.661	23	7.038	1:23.008
6	5.804	1:29.085	61	6.707	1:24.386	61	7.429	1:23.464	61	9.160	1:24.562	61	11.837	1:24.915
4	6.160	1:29.097	4	6.897	1:23.653	4	7.593	1:23.438	4	9.501	1:24.739	4	11.865	1:24.602
19	6.645	1:28.777	19	8.765	1:25.036	15	10.809	1:24.242	15	12.657	1:24.679	77	14.583	1:23.723
10	6.967	1:28.041	15	9.309	1:25.200	77	11.724	1:24.853	77	13.098	1:24.205	15	14.723	1:24.304
15	7.025	1:28.768	12	9.336	1:23.839	19	11.760	1:25.737	12	13.439	1:23.979	12	15.203	1:24.002
77	7.527	1:27.904	77	9.613	1:25.002	12	12.291	1:25.697	19	14.126	1:25.197	19	16.069	1:24.181
26	7.828	1:28.568	26	10.299	1:25.387	26	12.531	1:24.974	26	14.579	1:24.879	26	16.471	1:24.130
12	8.413	1:28.945	10	11.384	1:27.333	5	14.880	1:25.917	5	16.845	1:24.796	17	18.862	1:24.121
5	9.287	1:29.960	5	11.705	1:25.334	17	15.271	1:25.426	17	16.979	1:24.539	5	19.402	1:24.795
17	9.878	1:30.975	17	12.587	1:25.625	10	17.349	1:28.707	57	20.938	1:25.696	57	24.878	1:26.178
57	10.417	1:30.712	57	14.181	1:26.680	57	18.073	1:26.634	10	22.064	1:27.546	84	26.803	1:25.682
84	11.736	1:31.135	84	16.655	1:27.835	84	20.317	1:26.404	84	23.359	1:25.873	22	29.634	1:26.612
22	12.227	1:31.389	22	17.259	1:27.948	22	21.260	1:26.743	22	25.260	1:26.831	10	42.725	1:42.899

**BRSCC MIGHTY MINI CHAMPIONSHIP**  
**RACE 14 - LAP CHART**

Lap 6			Lap 7			Lap 8			Lap 9			Lap 10		
No	Behind	Laptime	No	Behind	Laptime	No	Behind	Laptime	No	Behind	Laptime	No	Behind	Laptime
1		1:22.175	1		1:21.719	1		1:21.572	1		1:21.754	1		1:22.270
88	1.280	1:21.335	88	1.041	1:21.480	88	1.187	1:21.718	3	1.603	1:21.854	3	1.016	1:21.683
11	1.652	1:22.532	3	1.926	1:21.627	3	1.503	1:21.149	88	1.962	1:22.529	11	2.672	1:22.236
51	1.862	1:22.475	11	2.352	1:22.419	51	2.463	1:21.499	51	2.100	1:21.391	88	2.687	1:22.995
3	2.018	1:21.841	51	2.536	1:22.393	11	2.857	1:22.077	11	2.706	1:21.603	51	2.822	1:22.992
8	2.391	1:22.250	24	2.726	1:21.942	8	3.341	1:22.067	24	3.628	1:21.914	24	2.947	1:21.589
24	2.503	1:21.075	8	2.846	1:22.174	24	3.468	1:22.314	33	3.927	1:21.912	8	4.811	1:23.115
55	3.251	1:21.299	33	3.730	1:21.438	33	3.769	1:21.611	8	3.966	1:22.379	48	4.819	1:22.342
33	4.011	1:21.849	48	4.151	1:21.554	48	4.798	1:22.219	48	4.747	1:21.703	33	5.010	1:23.353
48	4.316	1:22.162	55	4.213	1:22.681	55	4.829	1:22.188	55	5.574	1:22.499	55	5.447	1:22.143
7	6.203	1:22.889	7	7.210	1:22.726	7	8.358	1:22.720	7	9.266	1:22.662	7	10.425	1:23.429
6	7.619	1:22.848	6	9.123	1:23.223	6	10.652	1:23.101	23	11.854	1:22.473	23	12.983	1:23.399
23	7.907	1:23.044	23	9.509	1:23.321	23	11.135	1:23.198	6	12.136	1:23.238	6	13.497	1:23.631
61	14.643	1:24.981	77	17.441	1:23.227	77	19.615	1:23.746	77	21.652	1:23.791	77	23.338	1:23.956
4	14.938	1:25.248	61	17.848	1:24.924	61	20.077	1:23.801	61	22.150	1:23.827	12	23.751	1:23.048
77	15.933	1:23.525	4	18.295	1:25.076	15	20.373	1:23.261	15	22.357	1:23.738	61	24.228	1:24.348
15	16.093	1:23.545	15	18.684	1:24.310	12	21.331	1:23.547	12	22.973	1:23.396	15	24.428	1:24.341
12	16.570	1:23.542	12	19.356	1:24.505	4	21.799	1:25.076	4	24.812	1:24.767	4	27.448	1:24.906
19	18.196	1:24.302	19	21.383	1:24.906	19	24.456	1:24.645	26	27.893	1:25.012	19	30.629	1:24.786
26	18.530	1:24.234	26	21.641	1:24.830	26	24.635	1:24.566	19	28.113	1:25.411	17	31.091	1:25.102
17	21.098	1:24.411	17	23.213	1:23.834	17	25.259	1:23.618	17	28.259	1:24.754	5	31.373	1:25.053
5	21.444	1:24.217	5	23.821	1:24.096	5	26.230	1:23.981	5	28.590	1:24.114	26	33.199	1:27.576
57	29.369	1:26.666	57	34.398	1:26.748	57	39.186	1:26.360	84	44.229	1:26.137	84	48.077	1:26.118
84	30.689	1:26.061	84	35.196	1:26.226	84	39.846	1:26.222	57	44.365	1:26.933	57	48.306	1:26.211
22	34.161	1:26.702	22	38.466	1:26.024	22	42.609	1:25.715	22	48.367	1:27.512	22	51.595	1:25.498

**BRSCC MIGHTY MINI CHAMPIONSHIP**  
**RACE 14 - LAP CHART**

Lap 11			Lap 12			Lap 13			Lap 14			Lap 15		
No	Behind	Laptime	No	Behind	Laptime	No	Behind	Laptime	No	Behind	Laptime	No	Behind	Laptime
1		1:22.033	1		1:23.136	3		1:24.052	3		1:24.916	1		1:24.631
3	0.904	1:21.921	3	0.749	1:22.981	1	0.129	1:24.930	1	0.520	1:25.307	3	0.046	1:25.197
51	3.591	1:22.802	88	4.796	1:23.908	88	3.710	1:23.715	88	1.743	1:22.949	88	0.229	1:23.637
11	3.687	1:23.048	51	4.944	1:24.489	11	4.035	1:23.721	11	2.276	1:23.157	24	0.567	1:23.240
88	4.024	1:23.370	11	5.115	1:24.564	24	4.202	1:23.856	24	2.478	1:23.192	11	0.660	1:23.535
24	4.193	1:23.279	24	5.147	1:24.090	51	4.483	1:24.340	51	2.794	1:23.227	51	0.892	1:23.249
48	5.157	1:22.371	48	5.204	1:23.183	48	4.948	1:24.545	48	3.264	1:23.232	48	1.093	1:22.980
8	6.380	1:23.602	8	6.381	1:23.137	8	5.547	1:23.967	8	4.531	1:23.900	8	3.593	1:24.213
55	6.531	1:23.117	55	6.774	1:23.379	55	6.027	1:24.054	55	4.927	1:23.816	55	4.668	1:24.892
33	6.979	1:24.002	33	7.477	1:23.634	33	11.055	1:28.379	7	13.656	1:24.856	7	13.136	1:24.631
7	12.221	1:23.829	7	14.183	1:25.098	7	13.716	1:24.334	6	14.725	1:24.619	6	13.531	1:23.957
23	14.631	1:23.681	23	15.759	1:24.264	6	15.022	1:23.853	23	14.993	1:24.495	23	13.598	1:23.756
6	14.787	1:23.323	6	15.970	1:24.319	23	15.414	1:24.456	33	16.715	1:30.576	33	23.962	1:32.398
77	25.464	1:24.159	77	26.832	1:24.504	77	27.479	1:25.448	77	27.290	1:24.727	77	26.532	1:24.393
12	26.146	1:24.428	12	27.394	1:24.384	12	28.258	1:25.665	12	28.379	1:25.037	12	28.038	1:24.810
61	26.358	1:24.163	61	27.583	1:24.361	61	28.628	1:25.846	61	28.807	1:25.095	15	28.524	1:24.731
15	26.808	1:24.413	15	27.842	1:24.170	15	28.875	1:25.834	15	28.944	1:24.985	61	28.554	1:24.898
4	31.789	1:26.374	17	34.710	1:24.628	17	35.228	1:25.319	17	35.678	1:25.366	17	36.903	1:26.376
17	33.218	1:24.160	4	35.574	1:26.921	5	36.291	1:25.368	5	35.974	1:24.599	5	37.042	1:26.219
19	33.351	1:24.755	19	35.575	1:25.360	19	36.518	1:25.744	19	36.397	1:24.795	19	37.379	1:26.133
5	34.055	1:24.715	5	35.724	1:24.805	26	37.088	1:25.147	26	37.065	1:24.893	26	37.741	1:25.827
26	35.276	1:24.110	26	36.742	1:24.602	4	38.227	1:27.454	4	39.367	1:26.056	4	39.584	1:25.368
84	52.630	1:26.586	84	56.290	1:26.796	84	58.036	1:26.547	84	1:00.178	1:27.058	57	1:01.540	1:26.328
57	53.113	1:26.840	57	57.217	1:27.240	57	58.949	1:26.533	57	1:00.363	1:26.330	84	1:01.805	1:26.778
22	56.098	1:26.536	22	59.660	1:26.698	22	1:01.034	1:26.175	22	1:04.354	1:28.236	22	1:05.966	1:26.763

# BRSCC SUPER MIGHTY MINI CHAMPIONSHIP

## QUALIFYING RACE 16 - CLASSIFICATION

POS	NO	CL	NAME	ENTRY	TIME	ON	LAPS	GAP	DIFF	MPH
1	12		<b>James YOUNG</b>	Rover Mini Cooper	<b>1:16.237</b>	8	11			77.39
2	14		<b>Phil HETHERINGTON</b>	Rover Mini Cooper	<b>1:16.343</b>	9	11	<b>0.106</b>	0.106	77.28
3	9		<b>Bob BENNETTS</b>	Mini Cooper 1.3i	<b>1:16.429</b>	6	11	<b>0.192</b>	0.086	77.20
4	1		<b>Patrick FORD</b>	Rover Mini Cooper	<b>1:16.468</b>	5	11	<b>0.231</b>	0.039	77.16
5	32		<b>Neil HASLER</b>	Rover Mini Cooper	<b>1:16.644</b>	10	11	<b>0.407</b>	0.176	76.98
6	11		<b>Neven KIRKPATRICK</b>	Rover Mini Cooper	<b>1:16.740</b>	8	11	<b>0.503</b>	0.096	76.88
7	7		<b>Dave REES</b>	Rover Mini Cooper	<b>1:16.756</b>	10	11	<b>0.519</b>	0.016	76.87
8	4		<b>Alex COMIS</b>	Rover Mini Cooper	<b>1:16.838</b>	8	11	<b>0.601</b>	0.082	76.78
9	10		<b>David KIRKPATRICK</b>	Rover Mini Cooper	<b>1:16.907</b>	3	11	<b>0.670</b>	0.069	76.72
10	71		<b>Tim HARBER</b>	Rover Mini Cooper 1.3i	<b>1:16.907</b>	10	11	<b>0.670</b>	0.000	76.72
11	19		<b>Mark DITCHBURN</b>	Rover Mini Cooper	<b>1:17.241</b>	6	11	<b>1.004</b>	0.334	76.38
12	8		<b>Scott KENDALL</b>	Rover Mini Cooper 1.3i	<b>1:17.249</b>	11	11	<b>1.012</b>	0.008	76.38
13	68		<b>David HALE</b>	Rover Mini Cooper	<b>1:17.263</b>	6	11	<b>1.026</b>	0.014	76.36
14	73		<b>Steve MILES</b>	Rover Mini Cooper	<b>1:17.307</b>	10	11	<b>1.070</b>	0.044	76.32
15	72		<b>Andy HARRISON</b>	Rover Mini Cooper	<b>1:18.145</b>	11	11	<b>1.908</b>	0.838	75.50
16	77		<b>Peter CREWES</b>	Mini Cooper 1.3i	<b>1:20.045</b>	5	11	<b>3.808</b>	1.900	73.71
17	88		<b>Michael TARR</b>	Rover Mini Cooper	<b>1:20.453</b>	7	10	<b>4.216</b>	0.408	73.33

Weather / Track : Cloudy / Dry

These results are provisional until the conclusion of any judicial and technical matters.

Silverstone National  
 Circuit Length = 1.6390 miles  
 Start: 11:40 End: 11:56

Clerk of Course :		Timekeeper :
-------------------	--	--------------



# BRSCC SUPER MIGHTY MINI CHAMPIONSHIP

## QUALIFYING RACE 16 - LAP ANALYSIS

<b>1</b>	<b>Patrick FORD</b>		Rover Mini Cooper				
1 -	1:19.928	+ 3.460	11:42:51.973	7 -	1:17.015	+ 0.547	11:50:38.508
2 -	1:19.486	+ 3.018	11:44:11.459	8 -	1:17.072	+ 0.604	11:51:55.580
3 -	1:18.022	+ 1.554	11:45:29.481	9 -	1:17.064	+ 0.596	11:53:12.644
4 -	1:18.240	+ 1.772	11:46:47.721	10 -	1:17.460	+ 0.992	11:54:30.104
5 -	<b>1:16.468</b>		<b>11:48:04.189</b>	11 -	1:17.849	+ 1.381	11:55:47.953
6 -	1:17.304	+ 0.836	11:49:21.493				
<b>4</b>	<b>Alex COMIS</b>		Rover Mini Cooper				
1 -	1:27.208	+ 10.370	11:42:48.600	7 -	1:16.978	+ 0.140	11:50:42.499
2 -	1:23.808	+ 6.970	11:44:12.408	8 -	<b>1:16.838</b>		<b>11:51:59.337</b>
3 -	1:20.275	+ 3.437	11:45:32.683	9 -	1:17.379	+ 0.541	11:53:16.716
4 -	1:17.809	+ 0.971	11:46:50.492	10 -	1:17.748	+ 0.910	11:54:34.464
5 -	1:17.667	+ 0.829	11:48:08.159	11 -	1:17.278	+ 0.440	11:55:51.742
6 -	1:17.362	+ 0.524	11:49:25.521				
<b>7</b>	<b>Dave REES</b>		Rover Mini Cooper				
1 -	1:20.252	+ 3.496	11:42:40.478	7 -	1:17.291	+ 0.535	11:50:33.566
2 -	1:18.690	+ 1.934	11:43:59.168	8 -	1:17.789	+ 1.033	11:51:51.355
3 -	1:18.179	+ 1.423	11:45:17.347	9 -	1:18.443	+ 1.687	11:53:09.798
4 -	1:19.189	+ 2.433	11:46:36.536	10 -	<b>1:16.756</b>		<b>11:54:26.554</b>
5 -	1:18.004	+ 1.248	11:47:54.540	11 -	1:16.953	+ 0.197	11:55:43.507
6 -	1:21.735	+ 4.979	11:49:16.275				
<b>8</b>	<b>Scott KENDALL</b>		Rover Mini Cooper 1.3i				
1 -	1:20.257	+ 3.008	11:42:52.801	7 -	1:17.649	+ 0.400	11:50:41.639
2 -	1:19.348	+ 2.099	11:44:12.149	8 -	1:18.127	+ 0.878	11:51:59.766
3 -	1:17.939	+ 0.690	11:45:30.088	9 -	1:17.395	+ 0.146	11:53:17.161
4 -	1:18.397	+ 1.148	11:46:48.485	10 -	1:17.689	+ 0.440	11:54:34.850
5 -	1:18.026	+ 0.777	11:48:06.511	11 -	<b>1:17.249</b>		<b>11:55:52.099</b>
6 -	1:17.479	+ 0.230	11:49:23.990				
<b>9</b>	<b>Bob BENNETTS</b>		Mini Cooper 1.3i				
1 -	1:22.529	+ 6.100	11:42:54.568	7 -	1:17.472	+ 1.043	11:50:38.164
2 -	1:18.873	+ 2.444	11:44:13.441	8 -	1:16.754	+ 0.325	11:51:54.918
3 -	1:17.080	+ 0.651	11:45:30.521	9 -	1:17.333	+ 0.904	11:53:12.251
4 -	1:16.799	+ 0.370	11:46:47.320	10 -	1:18.141	+ 1.712	11:54:30.392
5 -	1:16.943	+ 0.514	11:48:04.263	11 -	1:17.578	+ 1.149	11:55:47.970
6 -	<b>1:16.429</b>		<b>11:49:20.692</b>				
<b>10</b>	<b>David KIRKPATRICK</b>		Rover Mini Cooper				
1 -	1:20.490	+ 3.583	11:42:45.445	7 -	1:17.441	+ 0.534	11:50:28.620
2 -	1:17.014	+ 0.107	11:44:02.459	8 -	1:17.722	+ 0.815	11:51:46.342
3 -	<b>1:16.907</b>		<b>11:45:19.366</b>	9 -	1:18.131	+ 1.224	11:53:04.473
4 -	1:16.925	+ 0.018	11:46:36.291	10 -	1:17.725	+ 0.818	11:54:22.198
5 -	1:17.183	+ 0.276	11:47:53.474	11 -	1:17.367	+ 0.460	11:55:39.565
6 -	1:17.705	+ 0.798	11:49:11.179				
<b>11</b>	<b>Neven KIRKPATRICK</b>		Rover Mini Cooper				
1 -	1:18.356	+ 1.616	11:42:43.979	7 -	1:18.381	+ 1.641	11:50:29.361
2 -	1:16.795	+ 0.055	11:44:00.774	8 -	<b>1:16.740</b>		<b>11:51:46.101</b>
3 -	1:17.031	+ 0.291	11:45:17.805	9 -	1:18.519	+ 1.779	11:53:04.620
4 -	1:17.996	+ 1.256	11:46:35.801	10 -	1:17.163	+ 0.423	11:54:21.783
5 -	1:17.826	+ 1.086	11:47:53.627	11 -	1:17.664	+ 0.924	11:55:39.447
6 -	1:17.353	+ 0.613	11:49:10.980				
<b>12</b>	<b>James YOUNG</b>		Rover Mini Cooper				
1 -	1:26.776	+ 10.539	11:42:47.555	7 -	1:16.643	+ 0.406	11:50:39.683
2 -	1:23.390	+ 7.153	11:44:10.945	8 -	<b>1:16.237</b>		<b>11:51:55.920</b>
3 -	1:20.519	+ 4.282	11:45:31.464	9 -	1:17.219	+ 0.982	11:53:13.139
4 -	1:17.394	+ 1.157	11:46:48.858	10 -	1:17.066	+ 0.829	11:54:30.205
5 -	1:17.063	+ 0.826	11:48:05.921	11 -	1:16.972	+ 0.735	11:55:47.177
6 -	1:17.119	+ 0.882	11:49:23.040				

Silverstone National  
Circuit Length = 1.6390 miles  
Start: 11:40 End: 11:56

Weather / Track : Cloudy / Dry

# BRSCC SUPER MIGHTY MINI CHAMPIONSHIP

## QUALIFYING RACE 16 - LAP ANALYSIS

<b>14</b>	<b>Phil HETHERINGTON</b>		Rover Mini Cooper				
1 -	1:20.820	+ 4.477	11:42:50.047	7 -	1:16.758	+ 0.415	11:50:35.984
2 -	1:19.735	+ 3.392	11:44:09.782	8 -	1:16.914	+ 0.571	11:51:52.898
3 -	1:17.655	+ 1.312	11:45:27.437	9 -	<b>1:16.343</b>		<b>11:53:09.241</b>
4 -	1:17.536	+ 1.193	11:46:44.973	10 -	1:16.821	+ 0.478	11:54:26.062
5 -	1:17.302	+ 0.959	11:48:02.275	11 -	1:16.601	+ 0.258	11:55:42.663
6 -	1:16.951	+ 0.608	11:49:19.226				
<b>19</b>	<b>Mark DITCBURN</b>		Rover Mini Cooper				
1 -	1:22.174	+ 4.933	11:42:47.682	7 -	1:18.006	+ 0.765	11:50:38.286
2 -	1:19.830	+ 2.589	11:44:07.512	8 -	1:18.145	+ 0.904	11:51:56.431
3 -	1:19.429	+ 2.188	11:45:26.941	9 -	1:17.428	+ 0.187	11:53:13.859
4 -	1:18.675	+ 1.434	11:46:45.616	10 -	1:28.272	+ 11.031	11:54:42.131
5 -	1:17.423	+ 0.182	11:48:03.039	11 -	1:18.800	+ 1.559	11:56:00.931
6 -	<b>1:17.241</b>		<b>11:49:20.280</b>				
<b>32</b>	<b>Neil HASLER</b>		Rover Mini Cooper				
1 -	1:22.457	+ 5.813	11:42:40.979	7 -	1:17.842	+ 1.198	11:50:29.483
2 -	1:18.959	+ 2.315	11:43:59.938	8 -	1:17.781	+ 1.137	11:51:47.264
3 -	1:18.352	+ 1.708	11:45:18.290	9 -	1:19.151	+ 2.507	11:53:06.415
4 -	1:18.539	+ 1.895	11:46:36.829	10 -	<b>1:16.644</b>		<b>11:54:23.059</b>
5 -	1:17.408	+ 0.764	11:47:54.237	11 -	1:18.700	+ 2.056	11:55:41.759
6 -	1:17.404	+ 0.760	11:49:11.641				
<b>68</b>	<b>David HALE</b>		Rover Mini Cooper				
1 -	1:23.243	+ 5.980	11:42:38.156	7 -	1:17.607	+ 0.344	11:50:32.110
2 -	1:19.734	+ 2.471	11:43:57.890	8 -	1:20.730	+ 3.467	11:51:52.840
3 -	1:20.731	+ 3.468	11:45:18.621	9 -	1:17.835	+ 0.572	11:53:10.675
4 -	1:20.593	+ 3.330	11:46:39.214	10 -	1:17.339	+ 0.076	11:54:28.014
5 -	1:18.026	+ 0.763	11:47:57.240	11 -	1:18.112	+ 0.849	11:55:46.126
6 -	<b>1:17.263</b>		<b>11:49:14.503</b>				
<b>71</b>	<b>Tim HARBER</b>		Rover Mini Cooper 1.3i				
1 -	1:22.593	+ 5.686	11:42:40.557	7 -	1:17.594	+ 0.687	11:50:30.244
2 -	1:20.164	+ 3.257	11:44:00.721	8 -	1:17.620	+ 0.713	11:51:47.864
3 -	1:17.889	+ 0.982	11:45:18.610	9 -	1:17.749	+ 0.842	11:53:05.613
4 -	1:18.712	+ 1.805	11:46:37.322	10 -	<b>1:16.907</b>		<b>11:54:22.520</b>
5 -	1:17.517	+ 0.610	11:47:54.839	11 -	1:17.458	+ 0.551	11:55:39.978
6 -	1:17.811	+ 0.904	11:49:12.650				
<b>72</b>	<b>Andy HARRISON</b>		Rover Mini Cooper				
1 -	1:23.527	+ 5.382	11:42:40.141	7 -	1:18.623	+ 0.478	11:50:35.812
2 -	1:21.700	+ 3.555	11:44:01.841	8 -	1:18.941	+ 0.796	11:51:54.753
3 -	1:18.637	+ 0.492	11:45:20.478	9 -	1:18.838	+ 0.693	11:53:13.591
4 -	1:19.351	+ 1.206	11:46:39.829	10 -	1:18.320	+ 0.175	11:54:31.911
5 -	1:18.388	+ 0.243	11:47:58.217	11 -	<b>1:18.145</b>		<b>11:55:50.056</b>
6 -	1:18.972	+ 0.827	11:49:17.189				
<b>73</b>	<b>Steve MILES</b>		Rover Mini Cooper				
1 -	1:22.906	+ 5.599	11:42:37.629	7 -	1:18.747	+ 1.440	11:50:32.538
2 -	1:20.575	+ 3.268	11:43:58.204	8 -	1:18.734	+ 1.427	11:51:51.272
3 -	1:18.839	+ 1.532	11:45:17.043	9 -	1:19.164	+ 1.857	11:53:10.436
4 -	1:20.621	+ 3.314	11:46:37.664	10 -	<b>1:17.307</b>		<b>11:54:27.743</b>
5 -	1:18.003	+ 0.696	11:47:55.667	11 -	1:18.928	+ 1.621	11:55:46.671
6 -	1:18.124	+ 0.817	11:49:13.791				
<b>77</b>	<b>Peter CREWES</b>		Mini Cooper 1.3i				
1 -	1:25.690	+ 5.645	11:42:55.827	7 -	1:20.574	+ 0.529	11:50:58.866
2 -	1:20.982	+ 0.937	11:44:16.809	8 -	1:24.873	+ 4.828	11:52:23.739
3 -	1:20.625	+ 0.580	11:45:37.434	9 -	1:21.664	+ 1.619	11:53:45.403
4 -	1:20.353	+ 0.308	11:46:57.787	10 -	1:24.152	+ 4.107	11:55:09.555
5 -	<b>1:20.045</b>		<b>11:48:17.832</b>	11 -	1:25.787	+ 5.742	11:56:35.342
6 -	1:20.460	+ 0.415	11:49:38.292				

Silverstone National  
Circuit Length = 1.6390 miles  
Start: 11:40 End: 11:56

Weather / Track : Cloudy / Dry


# BRSCC SUPER MIGHTY MINI CHAMPIONSHIP

## QUALIFYING RACE 16 - LAP ANALYSIS

<b>88</b>		<b>Michael TARR</b>		<b>Rover Mini Cooper</b>			
1 -	1:26.773	+ 6.320	11:42:50.186	6 -	1:21.842	+ 1.389	11:49:38.941
2 -	1:23.535	+ 3.082	11:44:13.721	7 -	<b>1:20.453</b>		<b>11:50:59.394</b>
3 -	1:20.678	+ 0.225	11:45:34.399	8 -	1:23.579	+ 3.126	11:52:22.973
4 -	1:21.123	+ 0.670	11:46:55.522	9 -	1:24.316	+ 3.863	11:53:47.289
5 -	1:21.577	+ 1.124	11:48:17.099	10 -	1:51.968 P	+ 31.515	11:55:39.257

# BRSCC SUPER MIGHTY MINI CHAMPIONSHIP

## RACE 16 - GRID

ROW 9	1:20.453 88 Michael TARR		
ROW 8		1:18.145 72 Andy HARRISON	1:20.045 77 Peter CREWES
ROW 7	1:17.263 68 David HALE		1:17.307 73 Steve MILES
ROW 6		1:17.241 19 Mark DITCHBURN	1:17.249 8 Scott KENDALL
ROW 5	1:16.907 10 David KIRKPATRICK		1:16.907 71 Tim HARBER
ROW 4		1:16.756 7 Dave REES	1:16.838 4 Alex COMIS
ROW 3	1:16.644 32 Neil HASLER		1:16.740 11 Neven KIRKPATRICK
ROW 2		1:16.429 9 Bob BENNETTS	1:16.468 1 Patrick FORD
ROW 1	1:16.237 12 James YOUNG		1:16.343 14 Phil HETHERINGTON
<b>Pole</b>			
			

Silverstone National  
Circuit Length = 1.6390 miles

**These results are provisional until the conclusion of any judicial and technical matters.**

Clerk of Course :		Timekeeper :

# BRSCC SUPER MIGHTY MINI CHAMPIONSHIP

## RACE 16 - CLASSIFICATION

POS	NO	CL	NAME	ENTRY	LAPS	TIME	GAP	DIFF	MPH	BEST	ON
1	14		<b>Phil HETHERINGTON</b>	Rover Mini Cooper	16	20:53.918			75.28	1:16.473	9
2	11		<b>Neven KIRKPATRICK</b>	Rover Mini Cooper	16	20:54.281	<b>0.363</b>	0.363	75.26	1:17.125	16
3	7		<b>Dave REES</b>	Rover Mini Cooper	16	20:55.781	<b>1.863</b>	1.500	75.17	1:16.944	14
4	12		<b>James YOUNG</b>	Rover Mini Cooper	16	20:55.996	<b>2.078</b>	0.215	75.16	1:16.733	14
5	1		<b>Patrick FORD</b>	Rover Mini Cooper	16	20:56.297	<b>2.379</b>	0.301	75.14	1:16.735	6
6	4		<b>Alex COMIS</b>	Rover Mini Cooper	16	20:56.512	<b>2.594</b>	0.215	75.13	1:17.199	6
7	10		<b>David KIRKPATRICK</b>	Rover Mini Cooper	16	20:59.815	<b>5.897</b>	3.303	74.93	1:16.959	5
8	32		<b>Neil HASLER</b>	Rover Mini Cooper	16	20:59.899	<b>5.981</b>	0.084	74.93	1:17.316	4
9	71		<b>Tim HARBER</b>	Rover Mini Cooper 1.3i	16	21:00.067	<b>6.149</b>	0.168	74.92	1:16.737	16
10	8		<b>Scott KENDALL</b>	Rover Mini Cooper 1.3i	16	21:04.409	<b>10.491</b>	4.342	74.66	1:17.468	15
11	72		<b>Andy HARRISON</b>	Rover Mini Cooper	16	21:06.628	<b>12.710</b>	2.219	74.53	1:17.569	7
12	19		<b>Mark DITCHBURN</b>	Rover Mini Cooper	16	21:07.422	<b>13.504</b>	0.794	74.48	1:17.259	10
13	73		<b>Steve MILES</b>	Rover Mini Cooper	16	21:23.050	<b>29.132</b>	15.628	73.57	1:17.705	4
14	68		<b>David HALE</b>	Rover Mini Cooper	12	21:27.064	<b>4 laps</b>	4 laps	55.01	1:17.201	6
NOT CLASSIFIED											
DNF	9		<b>Bob BENNETTS</b>	Mini Cooper 1.3i	10	13:10.852	<b>6 laps</b>	2 laps	74.60	1:16.793	4
DNF	88		<b>Michael TARR</b>	Rover Mini Cooper	3	4:51.339	<b>13 laps</b>	7 laps	60.75	1:23.091	2
FASTEST LAP											
	14		<b>Phil HETHERINGTON</b>	Rover Mini Cooper	9	1:16.473			77.15 mph	124.17 kph	

Weather / Track : Cloudy / Dry

These results are provisional until the conclusion of any judicial and technical matters.

Silverstone National  
Circuit Length = 1.6390 miles  
Start: 17:02 End: 17:24

Clerk of Course :

Timekeeper :

**BRSCC SUPER MIGHTY MINI CHAMPIONSHIP**  
**RACE 16 - LAP CHART**

Lap 1			Lap 2			Lap 3			Lap 4			Lap 5		
No	Behind	Laptime	No	Behind	Laptime	No	Behind	Laptime	No	Behind	Laptime	No	Behind	Laptime
1		1:21.937	11		1:17.926	11		1:18.161	11		1:17.450	11		1:17.560
12	0.101	1:22.672	12	0.248	1:18.667	12	0.739	1:18.652	12	0.605	1:17.316	9	0.284	1:17.155
7	0.513	1:21.852	4	0.407	1:18.227	7	0.878	1:18.054	9	0.689	1:16.793	12	0.838	1:17.793
32	0.534	1:22.186	1	0.750	1:19.270	9	1.346	1:17.792	7	0.851	1:17.423	7	1.037	1:17.746
11	0.594	1:21.554	7	0.985	1:18.992	1	1.491	1:18.902	1	1.300	1:17.259	14	1.443	1:17.621
4	0.700	1:21.818	14	1.283	1:18.954	14	1.608	1:18.486	14	1.382	1:17.224	1	1.473	1:17.733
14	0.849	1:22.899	32	1.373	1:19.359	4	1.939	1:19.693	4	1.734	1:17.245	4	1.966	1:17.792
9	1.295	1:23.169	10	1.715	1:18.654	32	2.138	1:18.926	32	2.004	1:17.316	71	2.421	1:17.239
8	1.467	1:21.456	9	1.715	1:18.940	8	2.699	1:18.812	71	2.742	1:17.281	10	2.631	1:16.959
10	1.581	1:22.201	8	2.048	1:19.101	10	2.798	1:19.244	8	3.110	1:17.861	32	2.839	1:18.395
71	1.910	1:22.427	71	2.125	1:18.735	71	2.911	1:18.947	10	3.232	1:17.884	8	3.319	1:17.769
19	2.641	1:22.690	19	2.661	1:18.540	19	2.940	1:18.440	73	3.519	1:17.705	19	3.795	1:17.691
73	2.819	1:22.182	68	2.777	1:18.378	73	3.264	1:18.041	19	3.664	1:18.174	73	4.117	1:18.158
68	2.919	1:22.475	73	3.384	1:19.085	68	3.482	1:18.866	68	3.750	1:17.718	68	4.229	1:18.039
72	3.311	1:22.364	72	3.715	1:18.924	72	4.221	1:18.667	72	5.148	1:18.377	72	5.916	1:18.328
88	11.399	1:29.010	88	15.970	1:23.091	88	45.867	1:48.058						

**BRSCC SUPER MIGHTY MINI CHAMPIONSHIP**  
**RACE 16 - LAP CHART**

Lap 6			Lap 7			Lap 8			Lap 9			Lap 10		
No	Behind	Laptime	No	Behind	Laptime	No	Behind	Laptime	No	Behind	Laptime	No	Behind	Laptime
9		1:17.402	11		1:18.247	11		1:18.134	11		1:17.512	11		1:18.097
11	0.015	1:17.701	12	0.098	1:18.261	9	0.147	1:17.914	9	0.157	1:17.522	4	0.432	1:18.110
12	0.099	1:16.947	1	0.271	1:18.011	1	0.193	1:18.056	4	0.419	1:17.681	1	0.556	1:17.975
1	0.522	1:16.735	9	0.367	1:18.629	4	0.250	1:17.678	1	0.678	1:17.997	9	0.679	1:18.619
7	0.643	1:17.292	7	0.549	1:18.168	12	0.459	1:18.495	12	0.778	1:17.831	14	0.740	1:17.954
14	0.755	1:16.998	4	0.706	1:17.489	7	0.913	1:18.498	14	0.883	1:16.473	12	0.760	1:18.079
4	1.479	1:17.199	71	1.004	1:17.452	71	1.354	1:18.484	71	1.374	1:17.532	7	1.054	1:17.520
71	1.814	1:17.079	14	1.145	1:18.652	14	1.922	1:18.911	7	1.631	1:18.230	71	1.312	1:18.035
10	2.094	1:17.149	10	1.420	1:17.588	32	1.995	1:18.360	32	2.239	1:17.756	32	1.897	1:17.755
32	2.501	1:17.348	32	1.769	1:17.530	10	2.155	1:18.869	10	2.456	1:17.813	19	2.223	1:17.259
8	3.542	1:17.909	8	3.627	1:18.347	8	3.194	1:17.701	19	3.061	1:17.276	10	2.483	1:18.124
19	3.556	1:17.447	19	3.738	1:18.444	19	3.297	1:17.693	68	3.336	1:17.411	8	3.390	1:17.575
68	3.744	1:17.201	68	3.837	1:18.355	68	3.437	1:17.734	8	3.912	1:18.230	72	6.794	1:18.431
73	6.365	1:19.934	72	6.091	1:17.569	72	6.149	1:18.192	72	6.460	1:17.823	73	12.270	1:19.089
72	6.784	1:18.554	73	7.264	1:19.161	73	7.561	1:18.431	73	11.278	1:21.229	68	1:12.557	2:27.318

**BRSCC SUPER MIGHTY MINI CHAMPIONSHIP**  
**RACE 16 - LAP CHART**

Lap 11			Lap 12			Lap 13			Lap 14			Lap 15		
No	Behind	Laptime	No	Behind	Laptime	No	Behind	Laptime	No	Behind	Laptime	No	Behind	Laptime
11		1:17.928	14		1:16.959	14		1:17.259	14		1:17.395	14		1:17.229
14	0.038	1:17.226	11	0.164	1:17.161	11	0.205	1:17.300	11	0.173	1:17.363	11	0.175	1:17.231
1	0.434	1:17.806	1	0.619	1:17.182	1	0.470	1:17.110	4	0.836	1:17.360	1	1.362	1:17.746
4	0.554	1:18.050	4	0.898	1:17.341	4	0.871	1:17.232	1	0.845	1:17.770	7	1.588	1:17.820
12	0.825	1:17.993	12	1.047	1:17.219	7	1.448	1:17.228	7	0.997	1:16.944	12	1.706	1:17.856
7	0.997	1:17.871	7	1.479	1:17.479	12	1.741	1:17.953	12	1.079	1:16.733	4	2.078	1:18.471
19	1.744	1:17.449	19	2.585	1:17.838	10	3.955	1:18.396	32	4.680	1:17.911	32	5.332	1:17.881
32	2.020	1:18.051	10	2.818	1:17.443	32	4.164	1:18.434	10	4.856	1:18.296	10	5.467	1:17.840
10	2.372	1:17.817	32	2.989	1:17.966	71	5.690	1:18.390	71	6.193	1:17.898	71	6.349	1:17.385
8	3.775	1:18.313	71	4.559	1:17.254	8	6.042	1:18.378	8	6.439	1:17.792	8	6.678	1:17.468
71	4.302	1:20.918	8	4.923	1:18.145	19	9.031	1:23.705	19	10.762	1:19.126	72	11.582	1:17.922
72	7.648	1:18.782	72	9.329	1:18.678	72	10.042	1:17.972	72	10.889	1:18.242	19	12.516	1:18.983
73	14.112	1:19.770	73	16.521	1:19.406	73	18.874	1:19.612	73	21.424	1:19.945	73	24.197	1:20.002
												68	4 LAPS	5:42.113



# BRSCC SUPER MIGHTY MINI CHAMPIONSHIP

## RACE 16 - LAP CHART

Lap 16		
No	Behind	Laptime
14		1:16.937
11	0.363	1:17.125
7	1.863	1:17.212
12	2.078	1:17.309
1	2.379	1:17.954
4	2.594	1:17.453
10	5.897	1:17.367
32	5.981	1:17.586
71	6.149	1:16.737
8	10.491	1:20.750
72	12.710	1:18.065
19	13.504	1:17.925
73	29.132	1:21.872
68	4 LAPS	1:22.221